



## Artists/Designers Directory 001

August 12, 2024

### Expression of Interest for Artists/Designers Directory 001

#### RE: Seńákw Development Project is seeking Art/Design Professionals

#### 01 Introduction

The Seńákw Development Project is developing an Artist/Designer Directory of professionals. This Expression of Interest is to identify artists/designers to design two-dimensional graphic patterns, and a number of other two-dimensional art/design opportunities for key architectural and landscape features of the project. This call is open to Skwxwú7mesh Úxwumixw individual artists/designers or creative teams. Experienced artists/designers are encouraged to mentor emerging artists/designers.

This project celebrates the storytelling traditions of the Skwxwú7mesh Úxwumixw, honouring the people and culture of the Skwxwú7mesh people. Public art at Seńákw will capture stories that resonate with the community and visitors, reflecting the spirit and heritage of the Skwxwú7mesh People.

We look forward to submissions that creatively express these themes, bringing the cultural fabric of Seńákw to life through innovative Skwxwú7mesh art and design.

*\*Please Note additional reference materials for applicants, including project overview and background information, can be found at [senakw.com/art-integration](https://senakw.com/art-integration)*

#### 02 Seńákw values, objectives, and criteria for success:

##### **Teḡ wláḡ Skwxwú7mesh: Authentically Skwxwú7mesh**

Seńákw will blend and affix design expression that is authentic to Skwxwú7mesh culture. This is sometimes known as Coast Salish Design practiced by the Central Coast Salish People.

##### **Wanáxws kwis Yúultm: Dignified Processes**

Seńákw will engage, select, and hire exclusively Skwxwú7mesh art and design practitioners on cultural identity opportunities in the construction of the Seńákw residential, commercial, and common spaces through processes that are dignified.

##### **Kéḡ kex iy Nexwiyaḡus: Diverse and Coherent**

Seńákw will include a diversity of expressions by Skwxwú7mesh art and design practitioners while maintaining a coherent and curated experience that should be world-class, timeless, and attractive to the local residents, the region, and the world.

##### **kw'ú7nexw: Participation**

Seńákw will include the participation of knowledgeable and informed people on authentic Skwxwú7mesh cultural identity.

##### **Télnexw: Inspiration**

Inspiration should draw from past and current indigenous public art and architecture. It should also draw from future visions of indigenous architecture and place-making and be done in a visually appealing and authentic way by Skwxwú7mesh artists and designers.



## Table of Contents

01 Introduction	1
02 Seḥákw Values	1
03 Scope of Services	3
04 Project Outline	4
05 Selection Criteria	4
06 Proposal Requirements	5
07 Submission Instructions	5
08 Key Dates	6
09 Contact Information	6
10 Appendices	6
• Appendix A – Coast Salish Graphic Forms	7
• Appendix B – RFP Terms & Conditions	10
• Appendix C – Art/Design Opportunities List	11
○ Exterior Landscaping Area Art Details	12
○ Residential Tower Interior Art Details	24



### **03 Scope of Services**

The intent of this Expression of Interest is to develop a Directory of Skwxwú7mesh Artists and Designers.

The Seńákw Development Project is currently seeking art/design professionals to design two-dimensional graphic patterns, and a number of other two-dimensional art opportunities for key architectural and landscape features of the Seńákw Development.

Selected pre-qualified artists will have the opportunity to be considered for various two-dimensional art opportunities throughout the Seńákw Development.

An agreement will be distributed to the awarded artist(s)/artist team outlining deadlines, requirements, how the work will be credited, ownership and the timeline for payment. The agreement will also outline the work the designer of the selected project will be asked to complete.

#### **This RFP is for the following 15 art/design projects:**

Exterior Landscaping Area Art Opportunities (4 Projects):

- A2 Welcome Figure Ground Metal Inlay Area
- A3 Ground Paving Surface Metal Inlay
- A4 Pavilion Ground Metal Inlay Area
- A5 Seńákw Heart Plaza Graphic Art for Paving Surface

Residential Tower Interior Art Opportunities (11 Projects):

- SNA 04 Tower 1 Elevator Lobby Art Piece
- SNA 05 Tower 2 Elevator Lobby Art Piece
- SNA 06 Tower 3 Elevator Lobby Art Piece
- SNA 07 Tower 1 Residential Elevator Cab Feature Wall
- SNA 08 Tower 2 Residential Elevator Cab Feature Wall
- SNA 09 Tower 3 Residential Elevator Cab Feature Wall
- SNA 10A Entertainment Space Wallpaper Art
- SNA 16 Tower 1 Amenity Level Rug
- SNA 17 Tower 2 Amenity Level Rug
- SNA 18 Tower 3 Amenity Level Rug
- SNA 19 Tower 2 Bicycle Arrival Experience Precast Wall

*For Details on each of the Art/Design Opportunities above, please see Appendix C on Page 11*



## 04 Project Outline

Project Goals and Objectives:

- To celebrate, recognize, and give space to the Skwxwú7mesh Úxwumixw on whose territory the artwork is to be located.
- The design should highlight and promote recognition of Skwxwú7mesh Úxwumixw territory and culture
- Design should be reflective of Skwxwú7mesh design and imagery, creating global awareness and appreciation among visitors.
- The design concept shall reflect Skwxwú7mesh Úxwumixw heritage and culture.

## Skwxwú7mesh Design

- Skwxwú7mesh design motifs are expressed through the utilization of trigons, crescents, and oval shapes, but explicitly not formline design, which is a foreign art form.
- Fundamental Shapes: Use ovals, trigons, crescents, and extended crescents.
- Positive and Negative Space: Employ territory silhouettes and interplay of spaces.
- Ancestral Figures: Incorporate cultural narratives and ancestral figures.
- Symbolism: Utilize symbols like salmon, eagle, raven, orca, and cedar.
- Historical Narrative: Reflect Skwxwú7mesh Úxwumixw history and oral traditions.
- Pattern designs may be inspired by or used in Central Coast Salish weaving forms like wool weaving and basket weaving.

*Please see Appendix A for more information on Skwxwú7mesh / Coast Salish Graphic Forms and Design Motifs*

## 05 Selection Criteria

The Evaluation Panel is led by the Seḥákw Cultural Advisory Panel, consisting of technical staff members, including Skwxwú7mesh Úxwumixw members, and community cultural experts.

The Seḥákw Cultural Advisory Panel oversees matters related to cultural design, ensuring that cultural sensitivity, diversity, and inclusivity are integrated into all aspects of a project. The panel will provide cultural guidance and recommendations to incorporate Skwxwú7mesh cultural identity into the Seḥákw development. The panel will help to foster creativity, respect cultural heritage, and promote positive cross-cultural interactions within the Skwxwú7mesh Úxwumixw.





## 06 Proposal Requirements

To ensure accessibility for all interested artists/designers, we offer the option to meet and interview in lieu of digital submissions. Applicants can use video walkthroughs, or storytelling to present their proposals. Please contact us to arrange an alternative submission method if needed.

Proposal submissions should be an electronic application in one PDF file (max 10 MB), including:

1. Expression of Interest: Provide a one-page letter indicating your interest in developing the graphic pattern designs and detailing your relevant skills and experience.
2. Experience: Outline your education, work history, qualifications, and accomplishments.
3. Portfolio: Provide a link to your website or online portfolio with samples of previous work. Alternatively, you may include up to three relevant samples of similar or related work directly in the PDF.
4. References: Provide two significant and relevant industry references with contact information and a description of the scope of services you provided to them. Please note that the Seńákw team will contact references without prior notification to the applicant.
5. Contact Information: Include the contact information (phone and email) for the artist/designer or creative team.

For those opting for alternative submission methods, please contact us at [senakw\\_art@squamish.net](mailto:senakw_art@squamish.net) to schedule a meeting or interview. We are committed to ensuring all applicants have equal opportunities to participate in this call for artists/designers. A support person from the Skwxwú7mesh Uxwumixw's Education and Employment Team, will be available to assist artists/designers with their applications, if needed.

**Deadline for applications is September 30, 2024**

## 07 Submission Instructions

Submit applications via email to: [senakw\\_art@squamish.net](mailto:senakw_art@squamish.net)

Subject line: "**Expression of Interest for Artists/Designers Directory 001**"

OR

Mail to:  
PO Box 86131, North Vancouver, BC, V7L 4J5  
Attn: Seńákw Cultural Advisory Panel

OR

Call Jessea Baring to arrange an interview: (236) 308-4565



## 08 Key Dates

- **August 15, 2024:** Announcement of Artist/Designer Call
- **September 15, 2024:** Deadline to submit clarification questions
- **September 30, 2024:** Deadline for Artist/Designer Call submissions
- **October – December 2024:** Notification to selected artist/designer(s) or creative team

## 09 Contact Information

Please direct all questions or inquiries regarding this Expression of Interest via email to:  
senakw\_art@squamish.net

**Deadline for applications is September 30, 2024**

## 10 Appendices

- Appendix A – Graphic Forms & Coast Salish Art
- Appendix B – RFP Terms & Conditions
- Appendix C – Art/ Design Opportunities List with Scope of Work and Project Details



## **Appendix A – Graphic Forms & Coast Salish Art**

### Section 03

# Graphic Forms

## Graphic Forms Coast Salish Design

Coast Salish Design is comprised of a few graphic forms – ovals (or circles), trigons (or wedges) and crescents (and occasionally extended crescents, which resemble, but are not, u-forms).


**Figure 1** shows three elements composed to form the Salish Eye: Note – the combination of the trigon and crescent can create an extended crescent – which is similar to a split-U in formline – but is not the same.

- ① oval (or circle)
- ② trigon (or wedge)
- ③ crescent



**The Salish Eye** represents the eye of the creator, a Coast Salish symbol which connects us to the past, present and future.

**Figure 1**



Coast Salish Design is connected through the use of positive and negative elements framed with silhouettes of the shapes of the intended figure.

The shapes of Coast Salish Design are scaled in size, shape, and patterning to fill in elements established by a silhouette.

**Figure 2** is an example of a Thunderbird head with the three Coast Salish Design elements used to create a horn, eye, nostril, lip, and mouth. Note that the silhouette is cut at the neck and doesn't create a continuous line like done in Formline Design. The Thunderbird's negative elements are inverted to show the silhouette is required to give the general shape of the figure.

- Coast Salish graphic forms
- ① oval (or circle)
  - ② trigon (or wedge)
  - ③ crescents


Silhouette of intended figure

**Figure 2** Combined figure



# Graphic Forms Coast Salish Design

Various scales and distortions of Coast Salish Design shapes.



# Graphic Forms To Avoid Formline Design

Formline is a popularized design tradition of the Pacific Northwest Coast, originated and evolved by Indigenous Peoples from the Wakashan, Tsimshian, Haida, Tlingit, and other language families. Formline Design is distinctly separate from Coast Salish Design and should be avoided in all circumstances for projects concerning the Squamish Nation.



**Figure 3** An example of an orca fin using the four elements in different combinations, along with an element of colour to create distinctness between shapes.

The term formline was coined by Bill Holm in his 1965 book *Northwest Coast Indian Art: An Analysis of Form*, saying the "Formlines are continuous, flowing, curvilinear lines that turn, swell and diminish in a prescribed manner. They are used for figure outlines, internal design elements and in abstract compositions."

The four elements are used in sequences and patterns to create the shapes of figures, but largely do not operate with the same principles of using a silhouette like in Coast Salish Design.

In contrast to Coast Salish Design, Formline Design is comprised of four main elements

- ⓪ u-forms
- ⓪ s-forms
- ⓪ ovoids
- ⓪ split-u

**Figure 4** shows the four elements common in Formline Design. These shapes are used together to form the "continuous, flowing, curvilinear lines that turn, swell and diminish" described by Bill Holm.





## Appendix B – RFP Terms and Conditions

### 1. Introduction

This section outlines the terms and conditions for submitting proposals in response to the Request for Proposals (RFP) issued by the Squamish Nation for the **RFP Call for Artists / Designers 001**.

### 2. Eligibility

Only qualified artists and designers who meet the specified eligibility criteria outlined in the RFP are invited to submit proposals. Collaboration with emerging artists is encouraged as a mentorship opportunity.

### 3. Proposal Submission

- **Deadline:** All proposals must be submitted by **September 30, 2024**. Late submissions will not be considered.
- **Format:** Proposals must be submitted electronically in one PDF file not exceeding 10 MB.
- **Alternative Submission:** For those who wish an alternative form of submission, an option to meet and interview is available. **Please call (236) 308-4565 or email [jbaring@squamish.net](mailto:jbaring@squamish.net) to arrange this.**

### 4. Submission Content

- Proposals must include the following components:
1. **Expression of Interest:** A one-page letter describing interest in the project and relevant experience.
  2. **Experience:** A detailed outline of education, work history, qualifications, and accomplishments.
  3. **Portfolio:** A link to an online portfolio or up to three examples of relevant work.
  4. **References:** Contact information for two professional references, including a description of services provided.
  5. **Contact Information:** Phone and email details for the applicant or team.

### 5. Selection Process

- **Evaluation:** Proposals will be evaluated by the Seḥákw Cultural Advisory Panel based on criteria specified in the RFP.
- **Notification:** Selected artists or teams will be notified by **December 2024**.
- **Interviews:** Optional interviews may be conducted as part of the selection process.

### 6. Design Rights and Intellectual Property

- **Ownership:** The selected design(s) will become the property of the Squamish Nation.
- **Usage Rights:** The artist retains the right to use images of the work for portfolio and promotional purposes, with appropriate credit to the Squamish Nation.
- **Originality:** Submitted designs must be original works created by the artist or team.

### 7. Confidentiality

All proposals will be treated as confidential and will only be shared with the evaluation panel and necessary stakeholders.

### 8. Budget and Payment

- **Concept Proposal Preparation Fee:** Each artist selected from the pre-qualified roster to be shortlisted for a concept proposal preparation will receive a concept proposal preparation fee of \$1,500. There will be no Concept Proposal Preparation Fee in case of direct assignment.
- **Art Design Fee:** Each artist awarded a specific art opportunity and to proceed with final design will receive a design fee corresponding to the art budget of the specific opportunity being assigned.
- **Payment Schedule:** A payment schedule will be provided upon selection.

### 9. Communication

All communications regarding the RFP must be directed to **Jessea Baring** at [jbaring@squamish.net](mailto:jbaring@squamish.net). Any attempts to communicate directly with other members of the evaluation panel may result in disqualification.

### 10. Clarification Questions

Questions regarding the RFP must be submitted by **September 15, 2024**. Answers will be provided to all potential applicants by **September 22, 2024**.

### 11. Reservation of Rights

- Squamish Nation reserves the right to:
- Amend or cancel the RFP at any time.
  - Reject any or all proposals received.
  - Request additional information or clarification from any applicant.

### 12. Acceptance of Terms

By submitting a proposal, applicants acknowledge and agree to these terms and conditions.

For further details or to submit your proposal, please contact **the Seḥákw Cultural Advisory Panel** at [senakw\\_art@squamish.net](mailto:senakw_art@squamish.net) or **320 Seymour Blvd, North Vancouver, BC V7J 2J3** or at **(236) 308-4565**.

We look forward to receiving your submissions and collaborating on these meaningful projects.



## **Appendix C – Art/Design Opportunities List with Scope of Work and Project Details**

*The following pages include details for these art/design projects associated with this RFP:*

### **Exterior Landscaping Area Art Opportunities (4 Projects):**

- A2 Welcome Figure Ground Metal Inlay Area
- A3 Ground Paving Surface Metal Inlay
- A4 Pavilion Ground Metal Inlay Area
- A5 Senakw Heart Plaza Graphic Art for Paving Surface

### **Residential Tower Interior Art Opportunities (11 Projects):**

- SNA 04 Tower 1 Elevator Lobby Art Piece
- SNA 05 Tower 2 Elevator Lobby Art Piece
- SNA 06 Tower 3 Elevator Lobby Art Piece
- SNA 07 Tower 1 Residential Elevator Cab Feature Wall
- SNA 08 Tower 2 Residential Elevator Cab Feature Wall
- SNA 09 Tower 3 Residential Elevator Cab Feature Wall
- SNA 10A Entertainment Space Wallpaper Art
- SNA 16 Tower 1 Amenity Level Rug
- SNA 17 Tower 2 Amenity Level Rug
- SNA 18 Tower 3 Amenity Level Rug
- SNA 19 Tower 2 Bicycle Arrival Experience Precast Wall

# A2

## WELCOME FIGURE GROUND METAL INLAY AREA

### CONTEXT

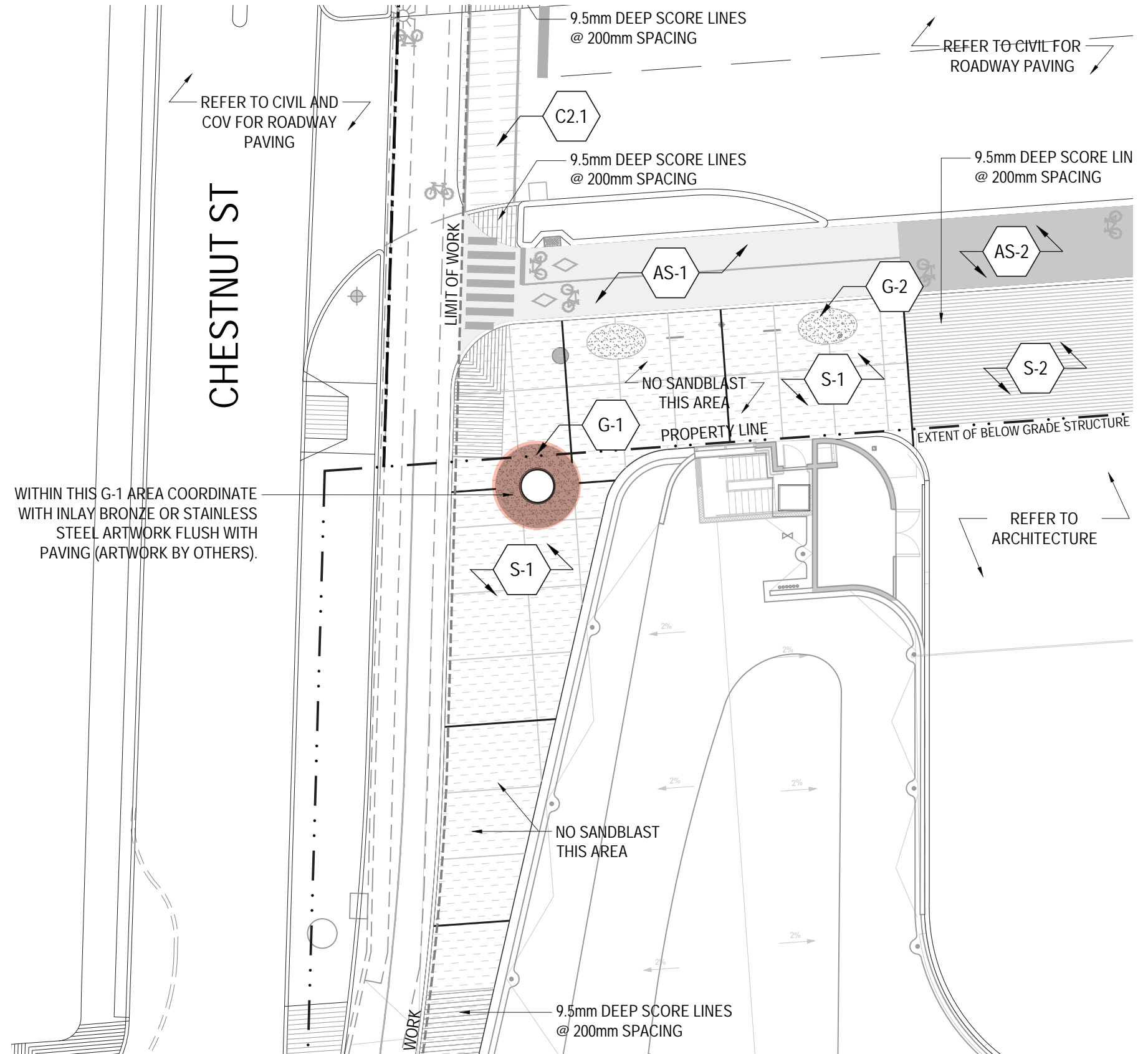
THE AREA OF THE A2 GROUND METAL INLAY IS AT THE PRIMARY ENTRANCE TO THE SITE; AT INTERSECTION OF CHESTNUT STREET AND THE NEW PARK LANE ROADWAY. THE AREA WILL SURROUND THE HISTORIC WELCOME FIGURE OR OTHER VERTICAL ART ELEMENT TO BE DETERMINED FOR THIS SITE ENTRANCE LOCATION. THE INTERSECTION HAS DESIGNATED PEDESTRIAN CIRCULATION AREAS, BICYCLE AND VEHICULAR LANES. THE DISTRICT ENERGY BUILDING (HEATING COOLING CENTRE) IS DIRECTLY EAST OF THE A2 AREA.

INTEGRATED IN-FLOOR LIGHT FIXTURES SHINE LIGHT ONTO THE WELCOME FIGURE FROM WITHIN THE A2 METAL INLAY AREA. THE WALKING SURFACE SURROUNDING THE A2 AREA IS CONCRETE PAVING WITH A SAWCUT GRID PATTERN.

### GROUND INLAY AREA DIMENSIONS

**METAL INLAY MATERIAL :** BRONZE OR STAINLESS STEEL  
**SURFACE MATERIAL 2 (G-1) :** AGGREGATE PAVING (POROUS)

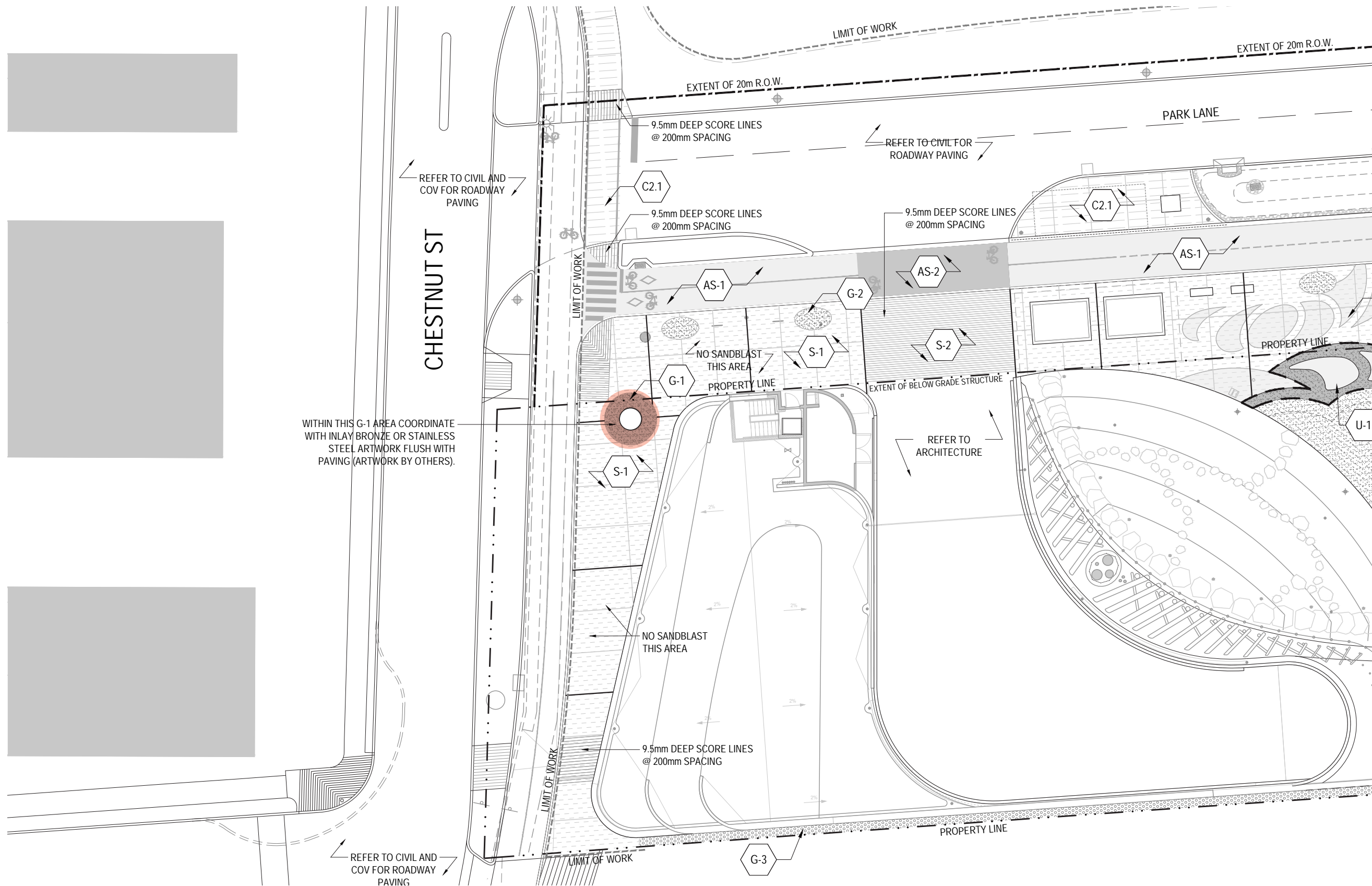
**OVERALL AREA :** 10m<sup>2</sup>  
**OVERALL DIAMETER :** 3500mm





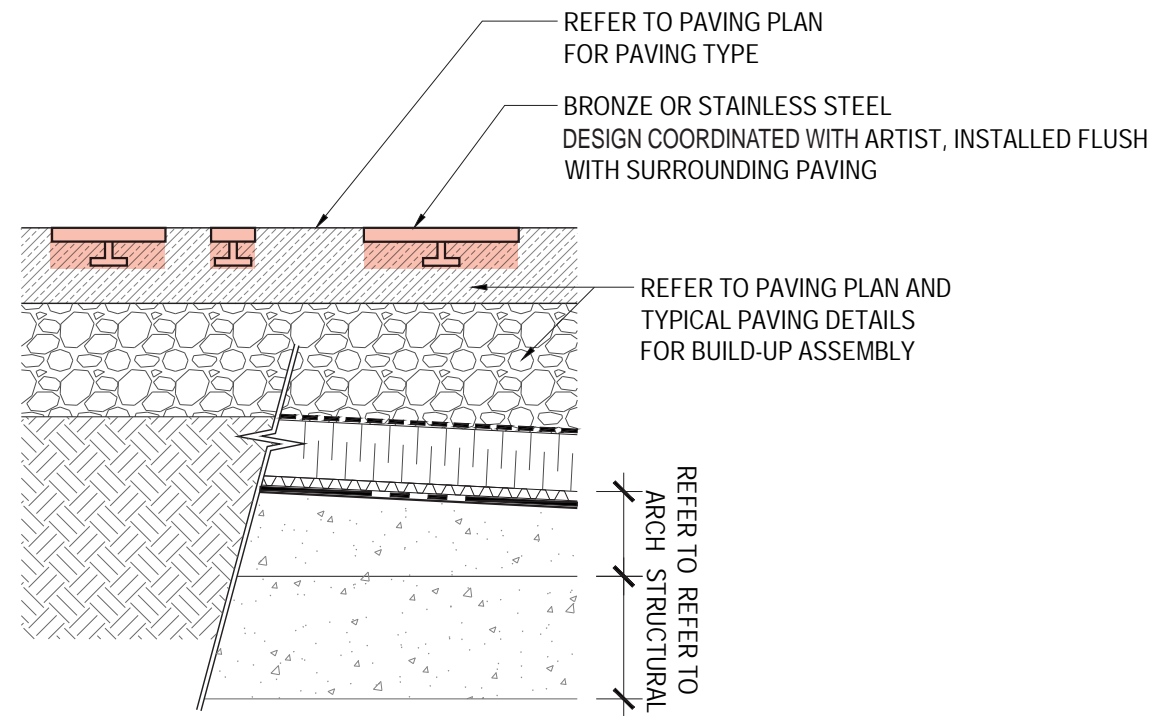
# A2

LANDSCAPE PLAN



# A2

## METAL INLAY IN PAVING DETAIL



# A3

## Ground Paving Surface Metal Inlay

### CONTEXT

THE A3 GROUND METAL INLAY AREA IS PART OF A LARGE PUBLIC SPACE WEST OF TOWER 1. IT IS ACCESSIBLE FOR PEDESTRIAN CIRCULATION FROM THE NORTH AND SOUTH ENDS. THE A4 AREA IS PART OF FOREST GARDEN PLAZA AND LANDSCAPED AREA WITH PLANTS, TREES, STEP STONES, TIMBER FURNITURE, AND TIMBER POST SCULPTURES.

THE WALKING SURFACES SURROUNDING THE A3 SPACE INCLUDE POUROUS GRANITE PAVING AND SANDBLASTED CONCRETE PAVING. TREES AMONGST THIS PLAZA AND GARDEN INCLUDE RED OAK, KENTUCKY COFFEETREE, SOUTHERN MAGNOLIA, BEAKED HAZELNUT, AND BLACK HAWTHORN.

### GROUND INLAY AREA DIMENSIONS

**METAL INLAY MATERIAL :** BRONZE OR STAINLESS STEEL

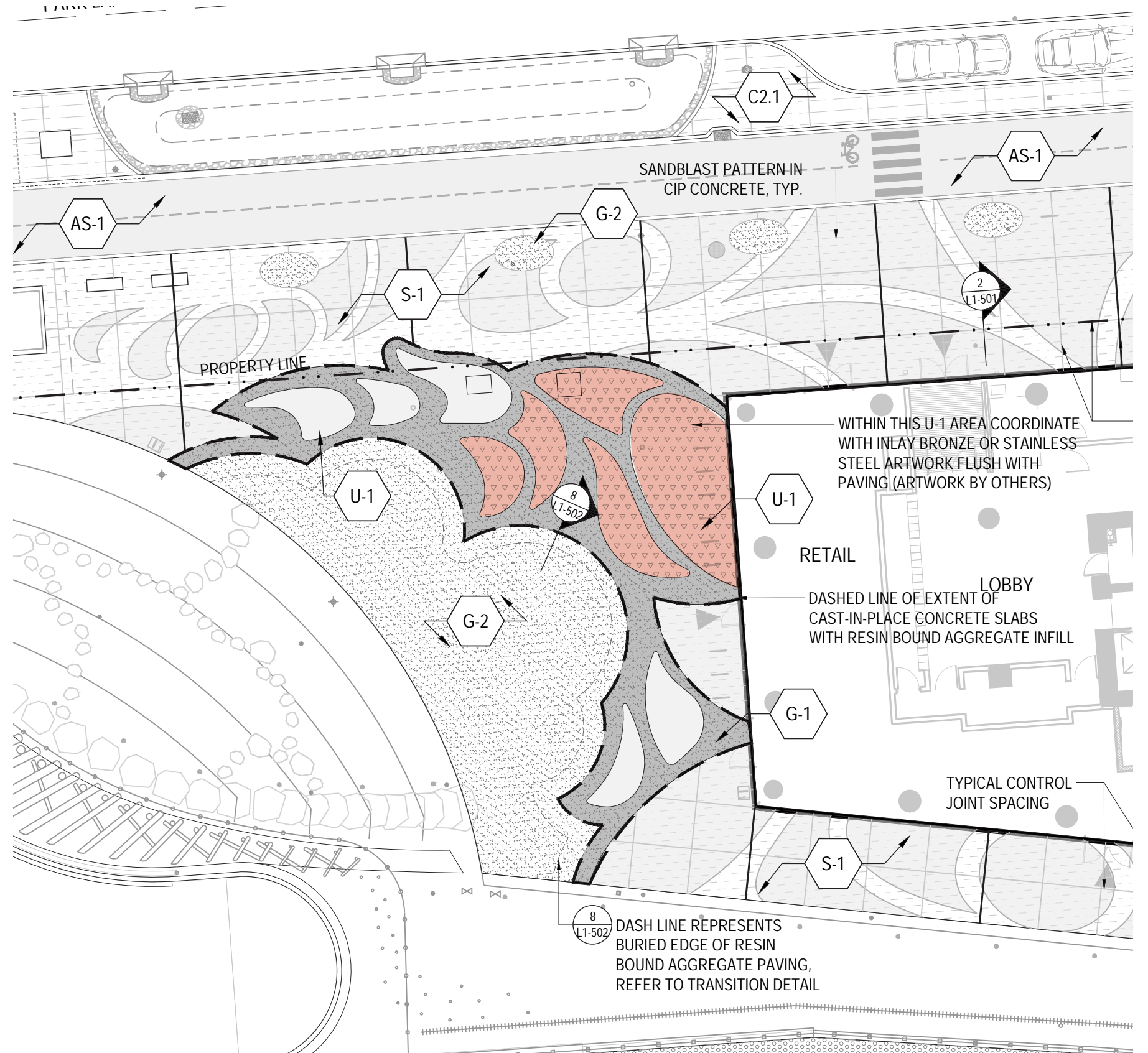
**SURFACE MATERIAL 1 (U-1) :** CONCRETE SLAB

**SURFACE MATERIAL 2 (G-1) :** AGGREGATE PAVING (POROUS)

**OVERALL AREA :** 177m<sup>2</sup>

**OVERALL WIDTH :** 24700mm

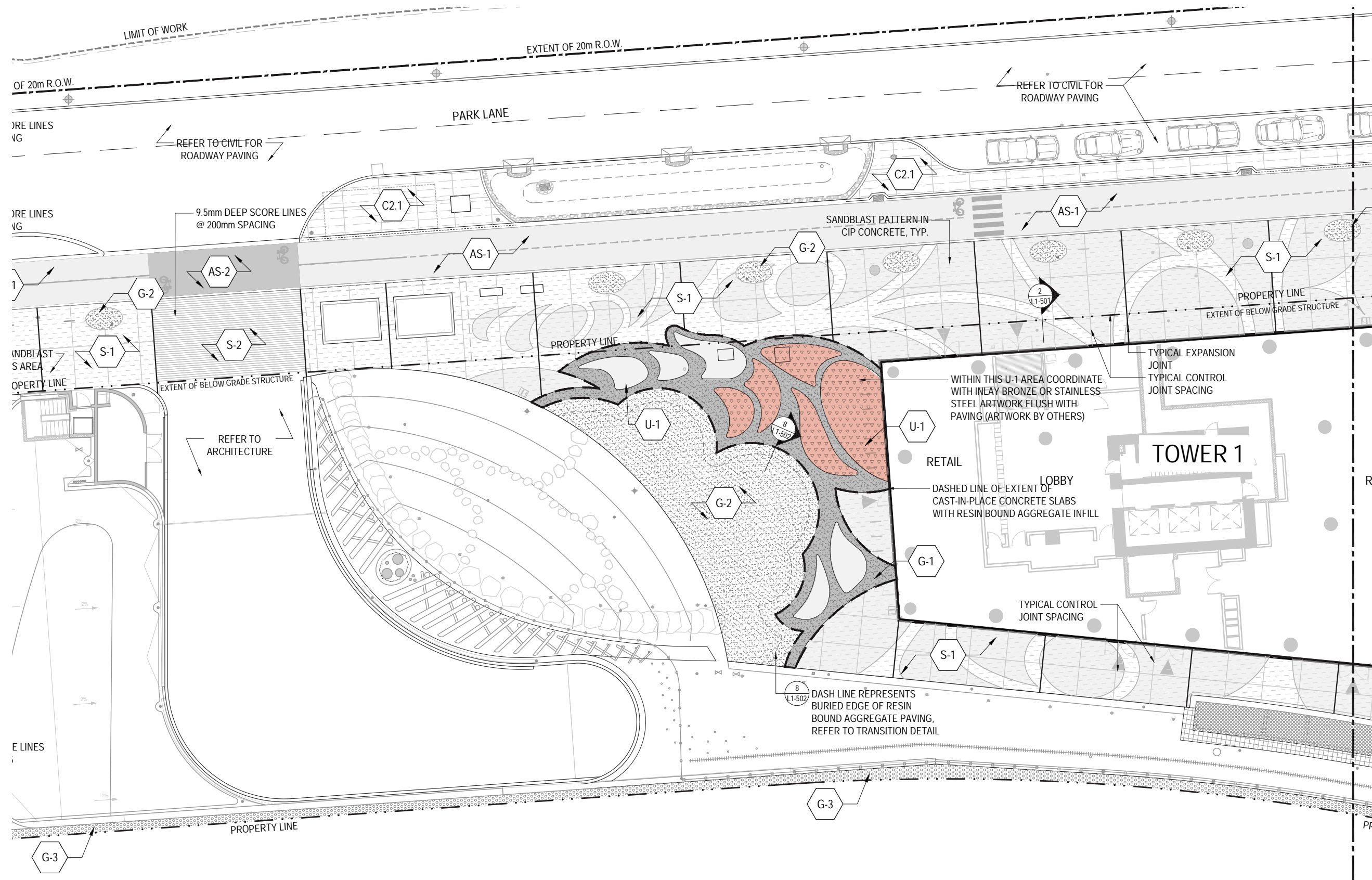
**OVERALL LENGTH :** 23249mm





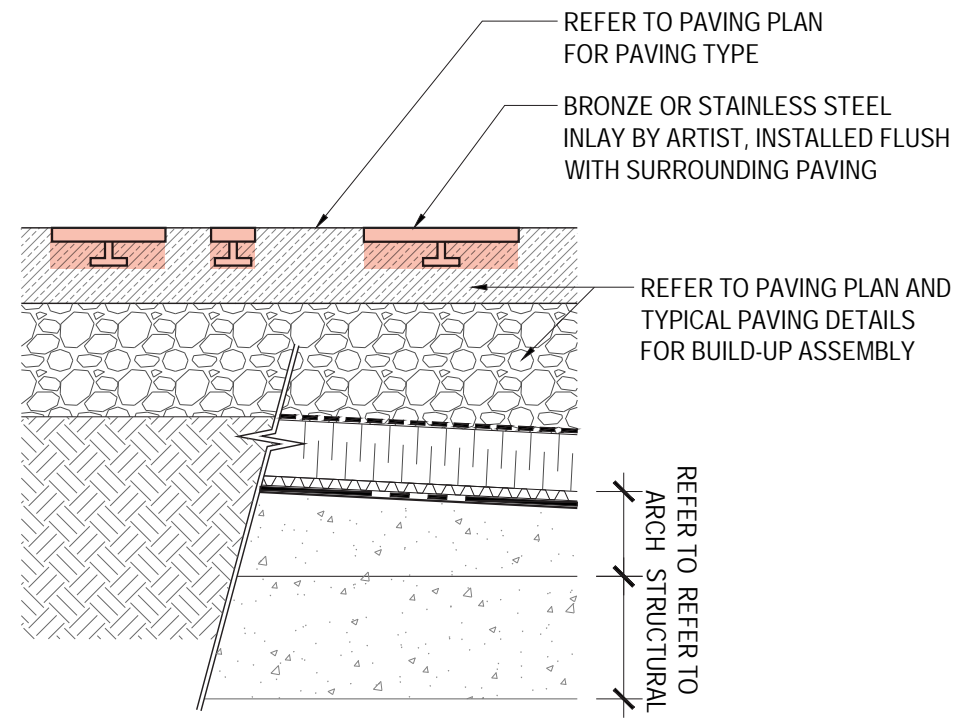
# A3

LANDSCAPE PLAN



# A3

## METAL INLAY IN PAVING DETAIL



# A4

## PAVILION GROUND METAL INLAY AREA

### CONTEXT

THE AREA OF THE A4 GROUND METAL INLAY IS AN OUTDOOR PUBLIC SPACE DIRECTLY SOUTH OF PAVILION 1, A HEALTH, WELLNESS AND AQUATIC CENTRE. THE SPACE IS ALSO LOCATED PARTIALLY BELOW THE FUTURE TRANSIT HUB BUS STOP AT BRIDGE LEVEL.

THE PEDESTRIANS MAY USE THE AREA FOR CIRCULATION TO BUILDINGS AND OTHER PUBLIC SPACES AROUND THE SITE. THE WALKING SURFACE SURROUNDING THE A4 SPACE IS CONCRETE PAVING WITH SANDBLAST PATTERNS. THE A4 INLAY ZONE WRAPS A SMALL LANDSCAPE PATCH WITH SMALL PLANTS.

### GROUND INLAY AREA DIMENSIONS

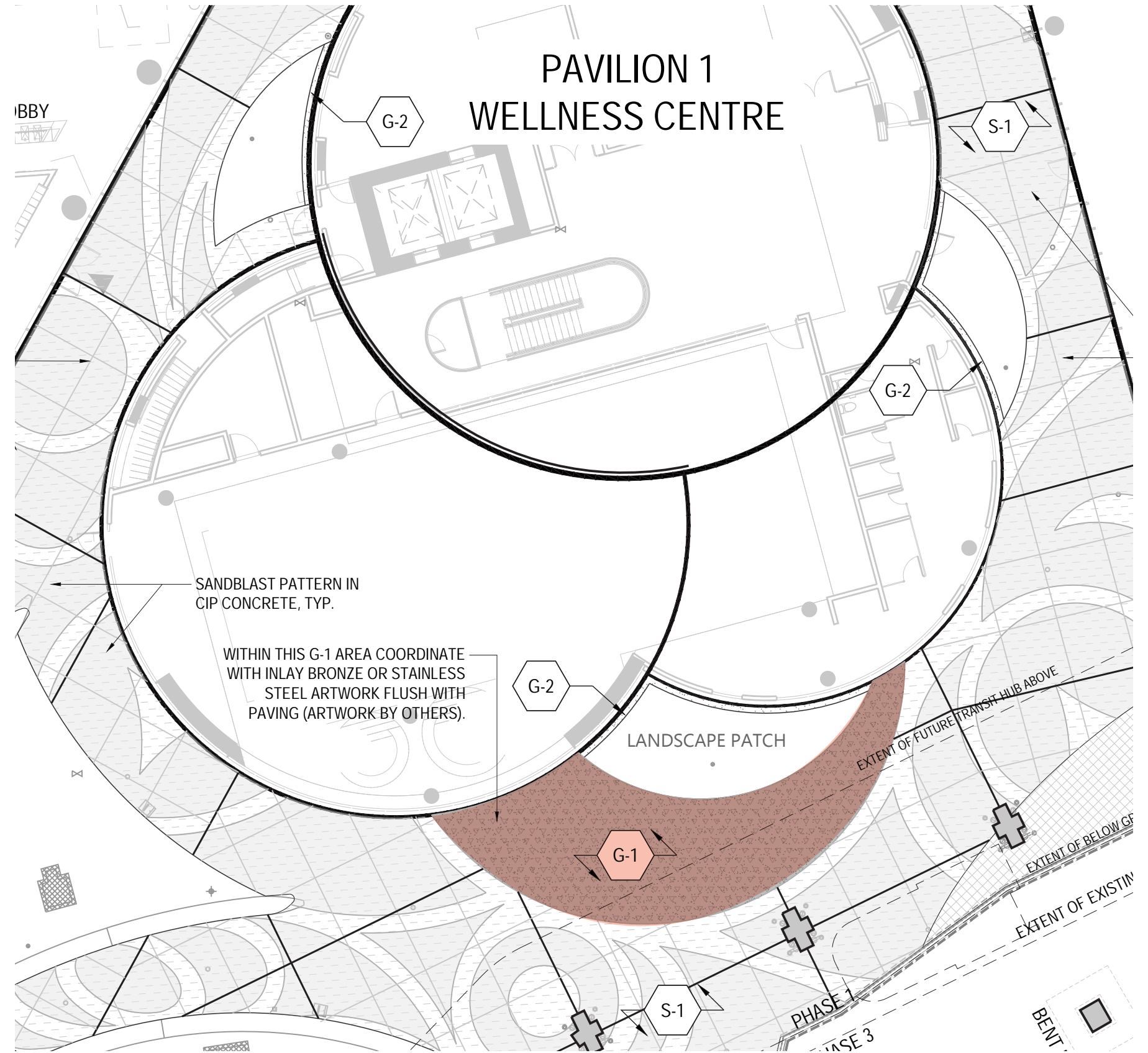
**METAL INLAY MATERIAL :** BRONZE OR STAINLESS STEEL

**SURFACE MATERIAL 2 (G-1) :** AGGREGATE PAVING (POROUS)

**OVERALL AREA :** 94m<sup>2</sup>

**OVERALL WIDTH :** 20100mm

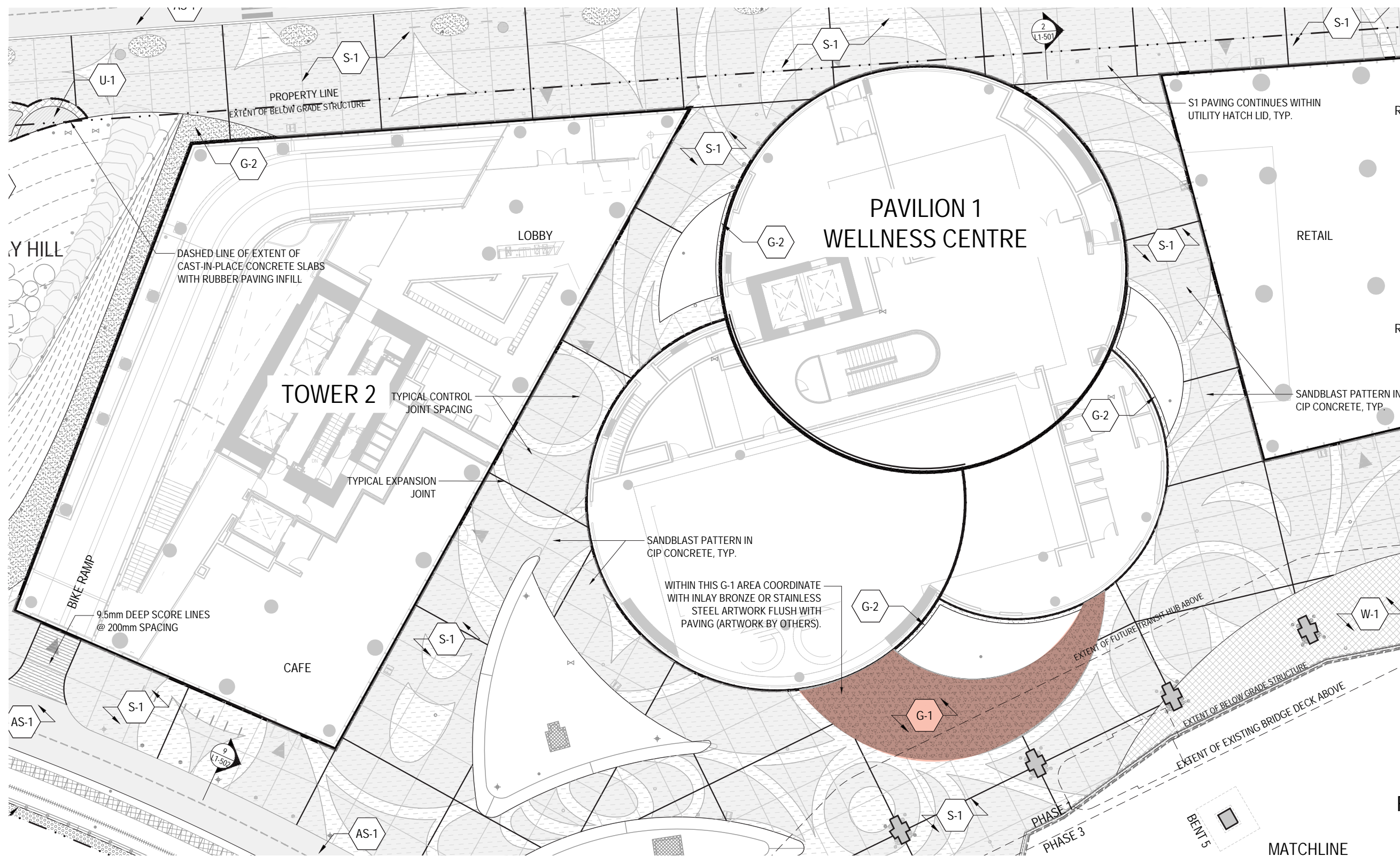
**OVERALL LENGTH :** 11100mm





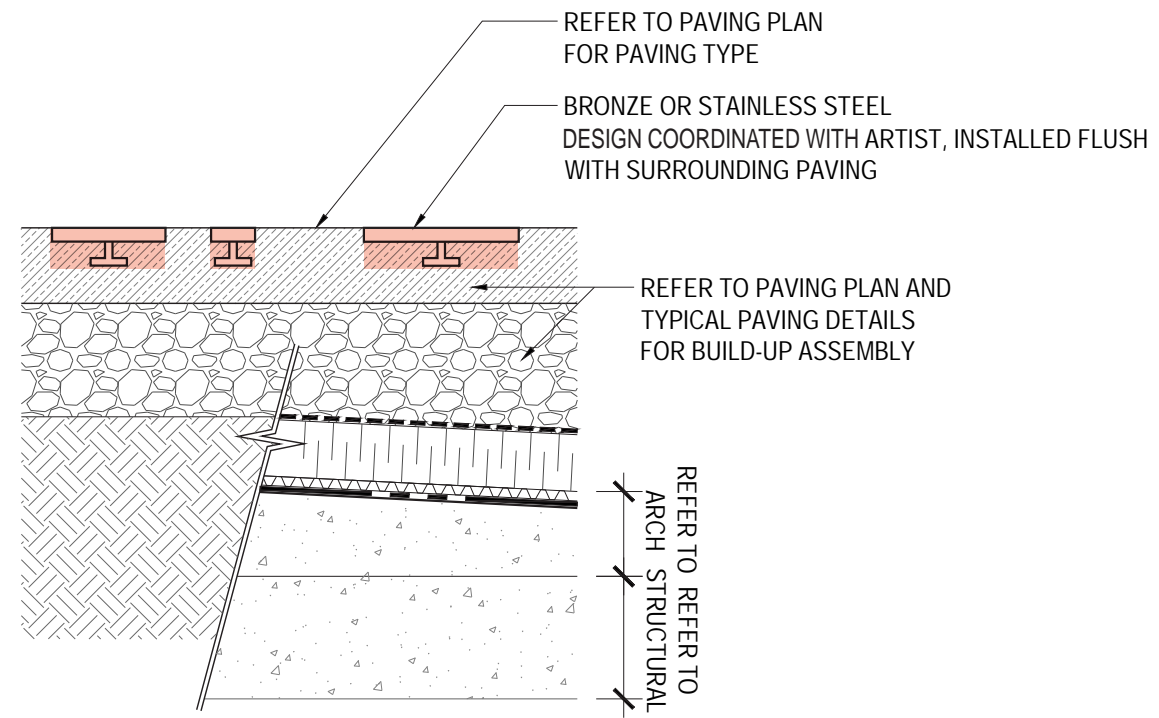
# A4

LANDSCAPE PLAN



# A4

## METAL INLAY IN PAVING DETAIL





# A5

## SEŃÁKW HEART PLAZA GRAPHIC ART FOR PAVING SURFACE

### CONTEXT

THE SEŃÁKW HEART IS AN OUTDOOR PUBLIC SPACE AT THE EAST END OF THE SENAKW SITE. IT INCLUDES SEVERAL LANDSCAPE ELEMENTS AND ART INSTALLATIONS.

THE PLAZA IS A WALKABLE SURFACE ACCESSIBLE TO PEDESTRIANS FROM THE NORTH AND SOUTH SIDES. TO THE WEST OF THE PLAZA IS TOWER 3, AND TO THE EAST OF THE PLAZA IS A BUILT-UP LANDSCAPE WITH TREES, SHRUBS, A PACIFIC WREN NEST BOX, ROCKS, AND NATURAL TIMBER INSTALLATIONS.

ISLANDED WITHIN THE PLAZA IS AN EXHAUST/INTAKE VENT FOR THE PARKADE. THE VENT INCLUDES PUBLIC SEATING AND WOOD CARVING. VEGETATION AMONGST THE PLAZA INCLUDES SOUTHERN MAGNOLIA, WILLOW OAK, PACIFIC DOGWOOD, VINE MAPLE, AND WESTERN RED CEDAR.

### PAVING SURFACE DIMENSIONS

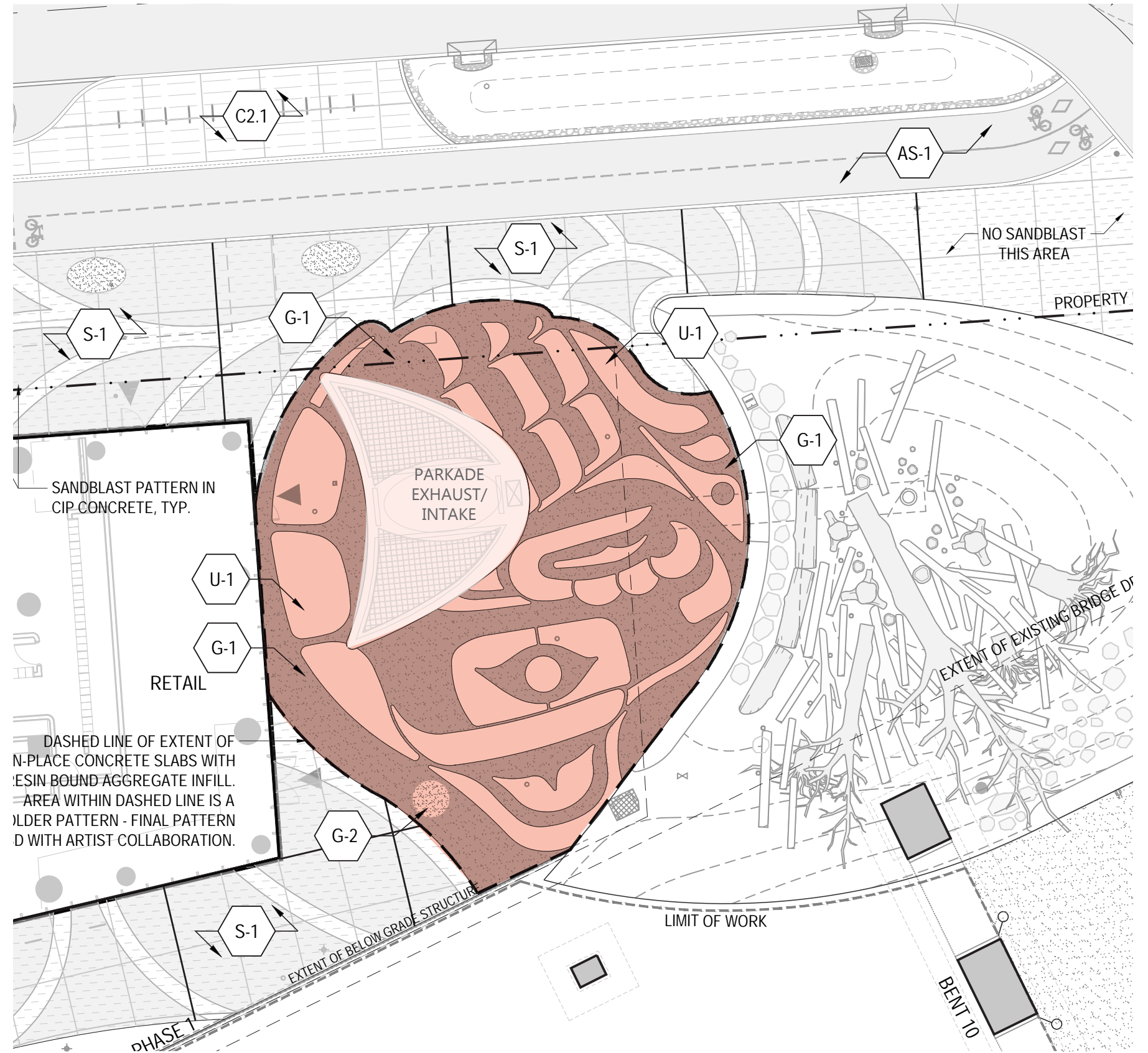
**SURFACE MATERIAL 1 (U-1) :** CONCRETE SLAB

**SURFACE MATERIAL 2 (G-1) :** AGGREGATE PAVING (POROUS)

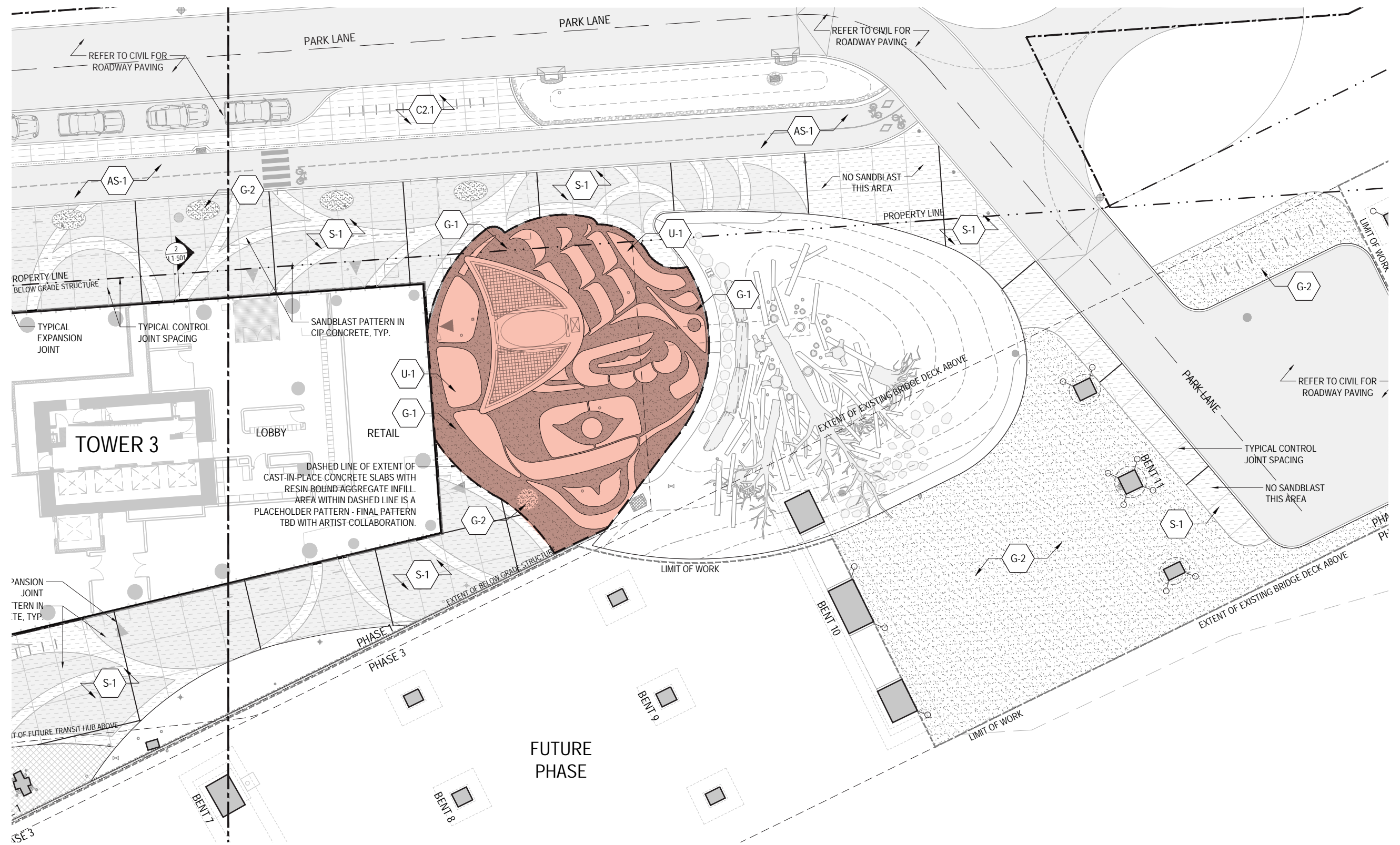
**OVERALL AREA :** 380m<sup>2</sup>

**OVERALL WIDTH :** 21200mm

**OVERALL LENGTH :** 25200mm



# A5 RENDERINGS

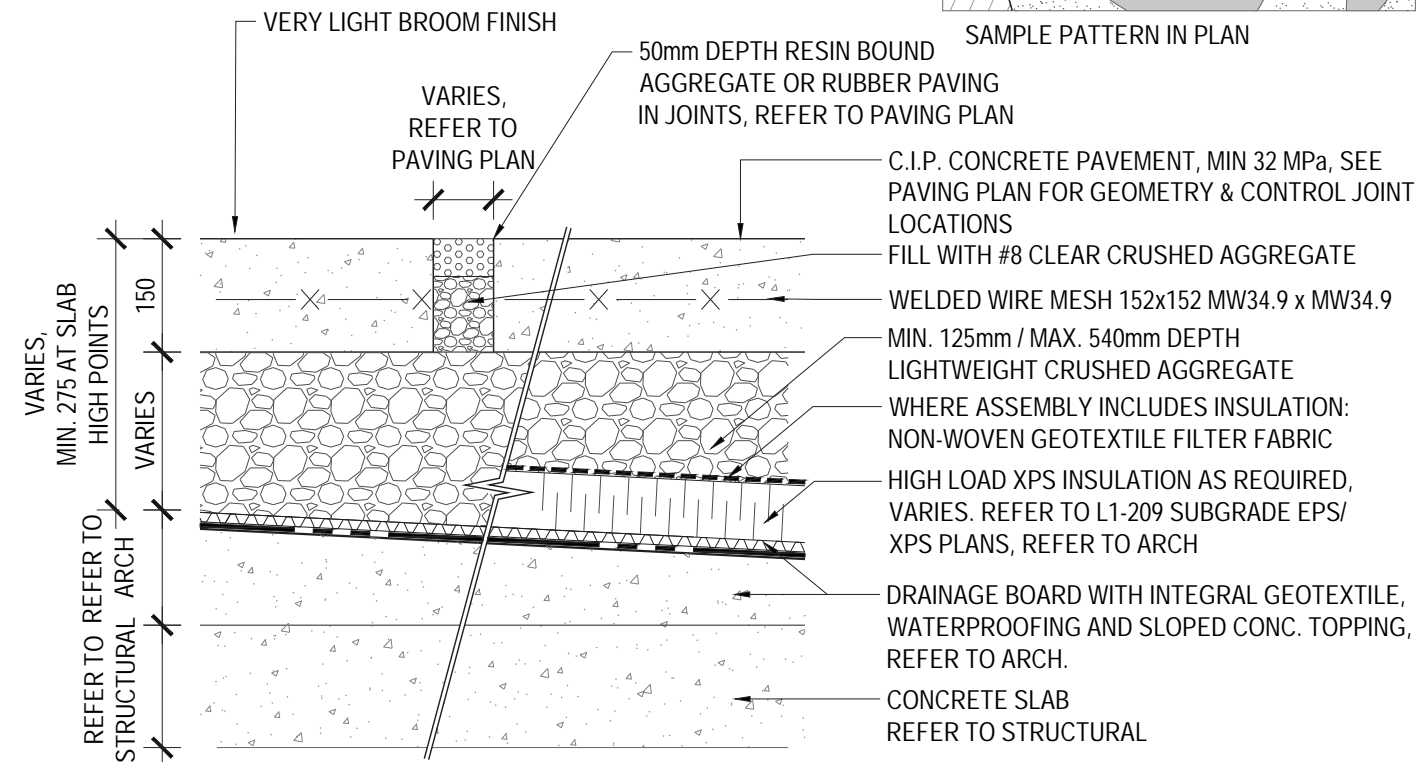
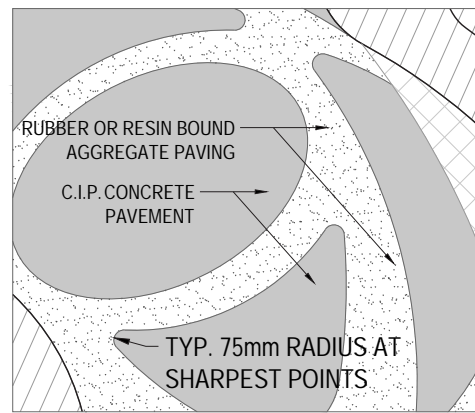




# A5

WALL INSPIRATION

**HARDSCAPE DEAD LOAD\***  
 \* REFER TO L1-202 LANDSCAPE LOADS PLAN  
 MAXIMUM WEIGHT = 856 kg/m<sup>2</sup> (8.4 kPa):  
 150mm C.I.P. CONCRETE PAVING (375 kg/m<sup>2</sup>)  
 125-540mm LIGHTWEIGHT AGGREGATE (100-478 kg/m<sup>2</sup>)  
 0-110mm AVG SLOPED CONCRETE TOPPING (0-275 kg/m<sup>2</sup>)  
 REFER TO ARCH.



# SNA-04

## TOWER 1 ELEVATOR LOBBY ART PIECE

### CONTEXT

THE MAIN FLOOR ELEVATOR LOBBY IS THE COMMON ACCESS POINT FOR RESIDENTS OF TOWER 1. THE SPACE. THE ART PIECE IS INTENDED TO BE FEATURED ON THE LOBBY WALL OPPOSITE TO THE RESIDENTIAL ELEVATORS.

INTERIOR FINISHES OF THE ELEVATOR LOBBY INCLUDE:

**FLOOR :** COPPER OAK PORCELAIN TILE

**CEILING :** MIRROR FINISH

**ELEVATOR WALL :** WHITE PAINTED LACQUER PANELS

**MOUNTED WALL :** CONCRETE

THE ART WILL BE MOUNTED AND PROTECTED WITHIN A FRAME, ON A CONCRETE WALL

### ART FRAME OUTER DIMENSIONS

**HEIGHT :** 1190mm

**WIDTH :** 6615mm

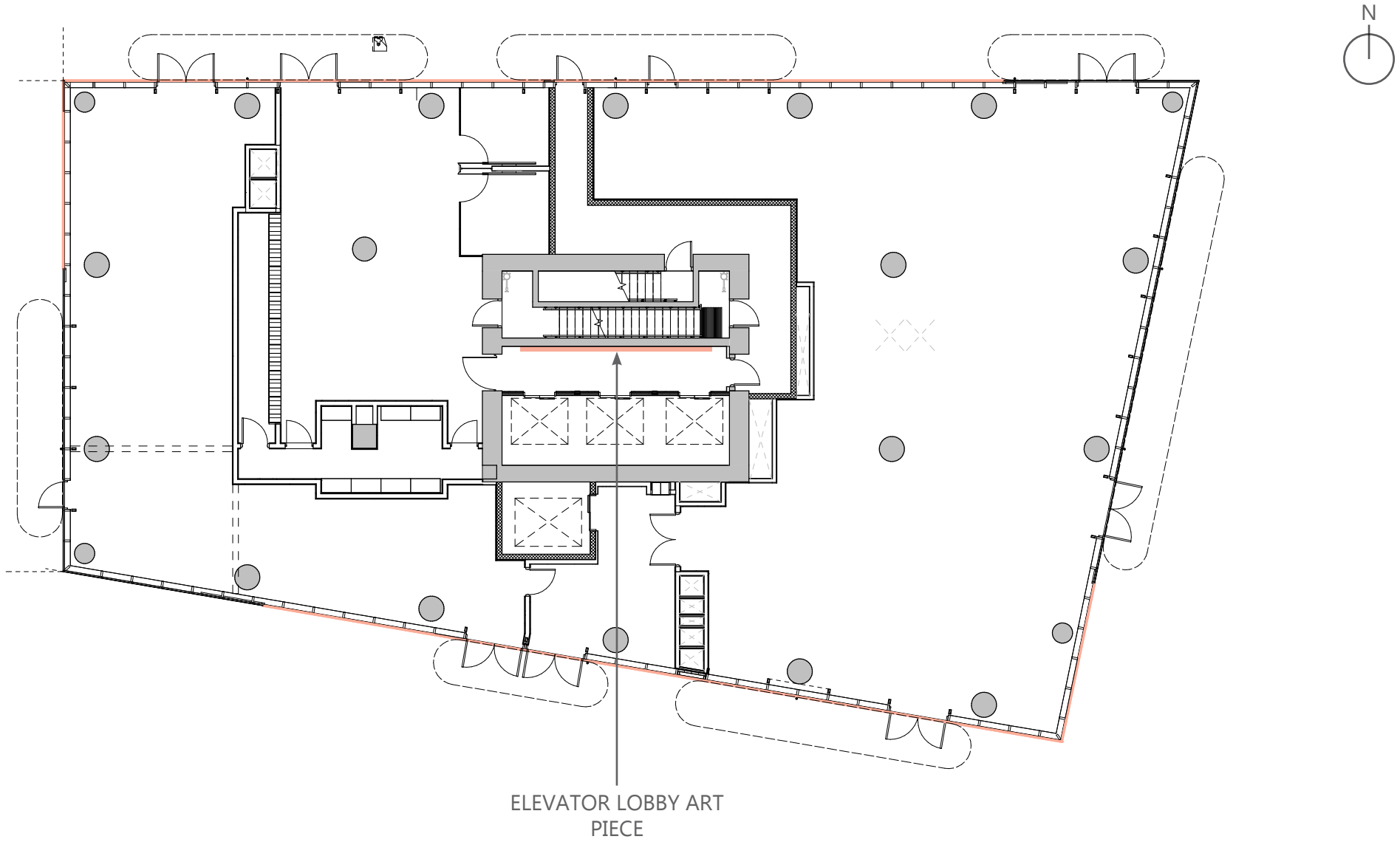
**THICKNESS:** 100mm

**FINISH :** WHITE



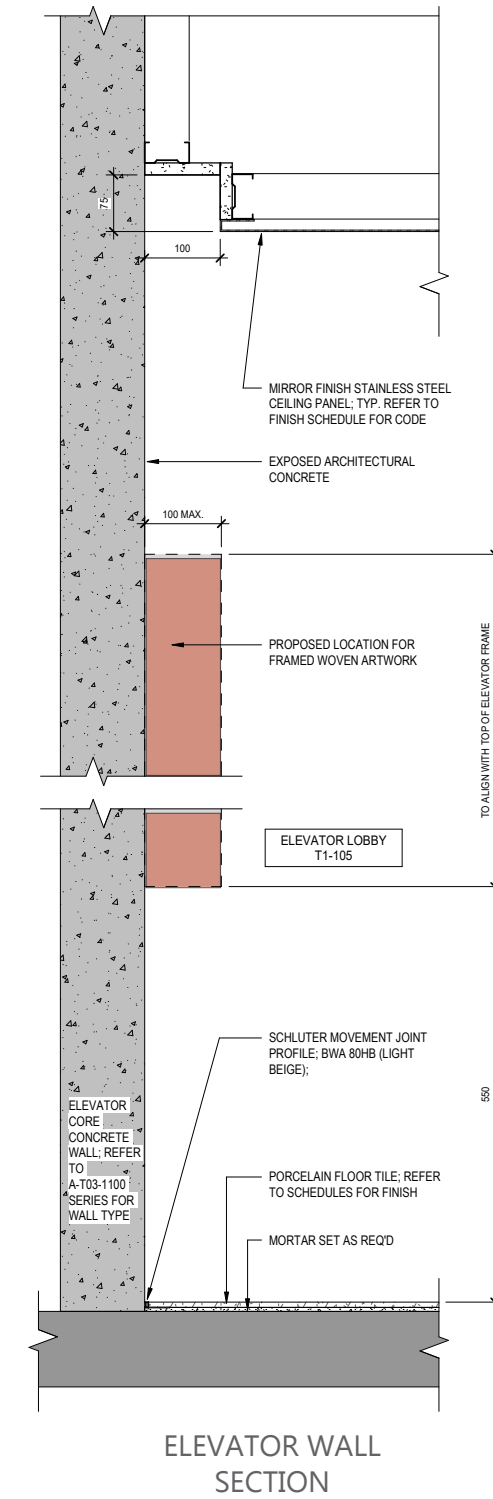
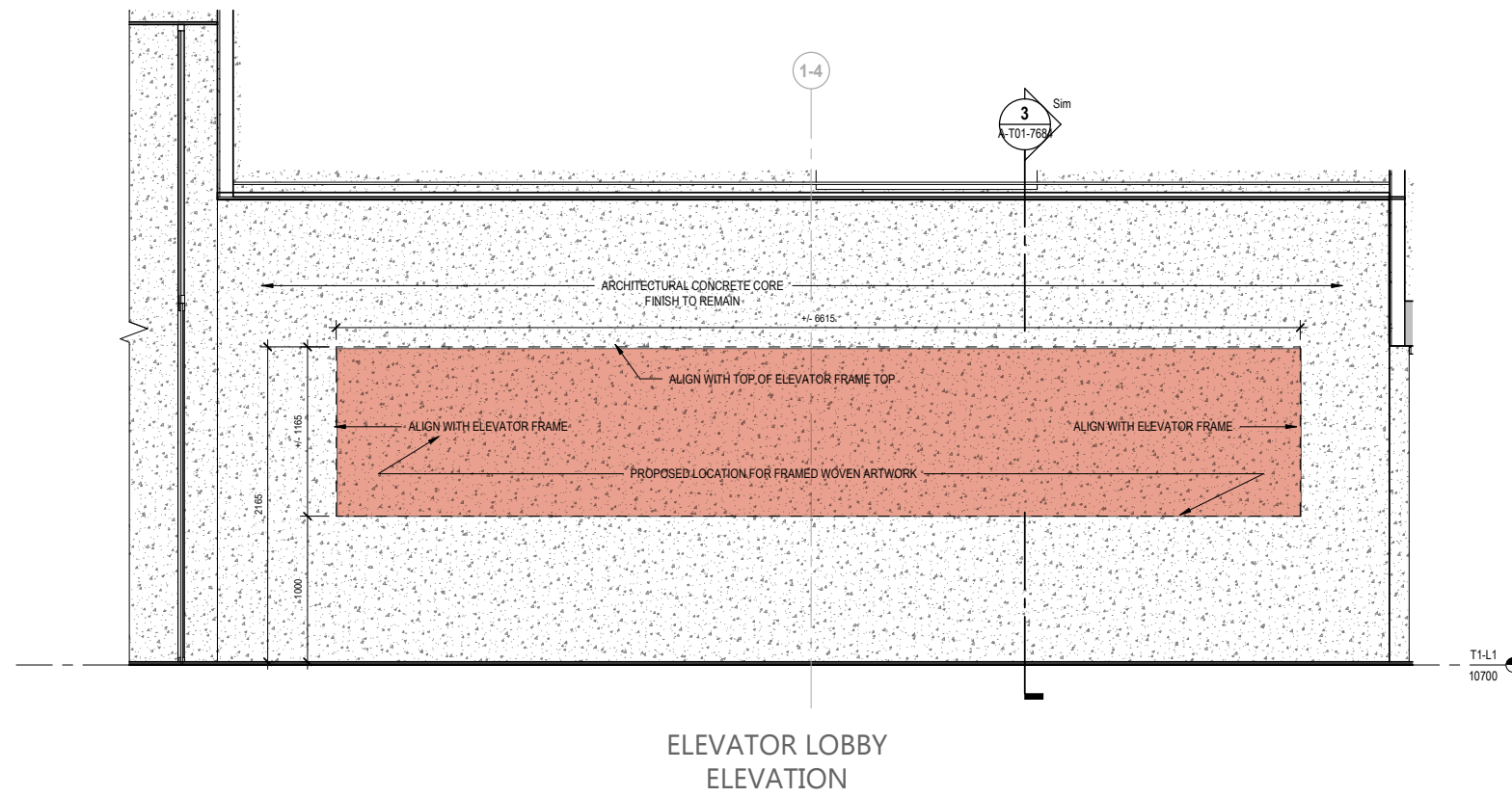
# SNA-04

LEVEL 1 FLOOR PLAN



# SNA-04

FRAME DRAWINGS





# SNA-05

## TOWER 2 ELEVATOR LOBBY ART PIECE

### CONTEXT

THE MAIN FLOOR ELEVATOR LOBBY IS THE COMMON ACCESS POINT FOR RESIDENTS OF TOWER 2. THE SPACE. THE ART PIECE IS INTENDED TO BE FEATURED ON THE LOBBY WALL OPPOSITE TO THE RESIDENTIAL ELEVATORS.

INTERIOR FINISHES OF THE ELEVATOR LOBBY INCLUDE:

**FLOOR :** COPPER OAK PORCELAIN TILE

**CEILING :** MIRROR FINISH

**ELEVATOR WALL :** WHITE PAINTED LACQUER PANELS

**MOUNTED WALL :** CONCRETE

THE ART WILL BE MOUNTED AND PROTECTED WITHIN A FRAME, ON A CONCRETE WALL

### FEATURE WALL

**HEIGHT :** 1165mm

**WIDTH :** 7160mm

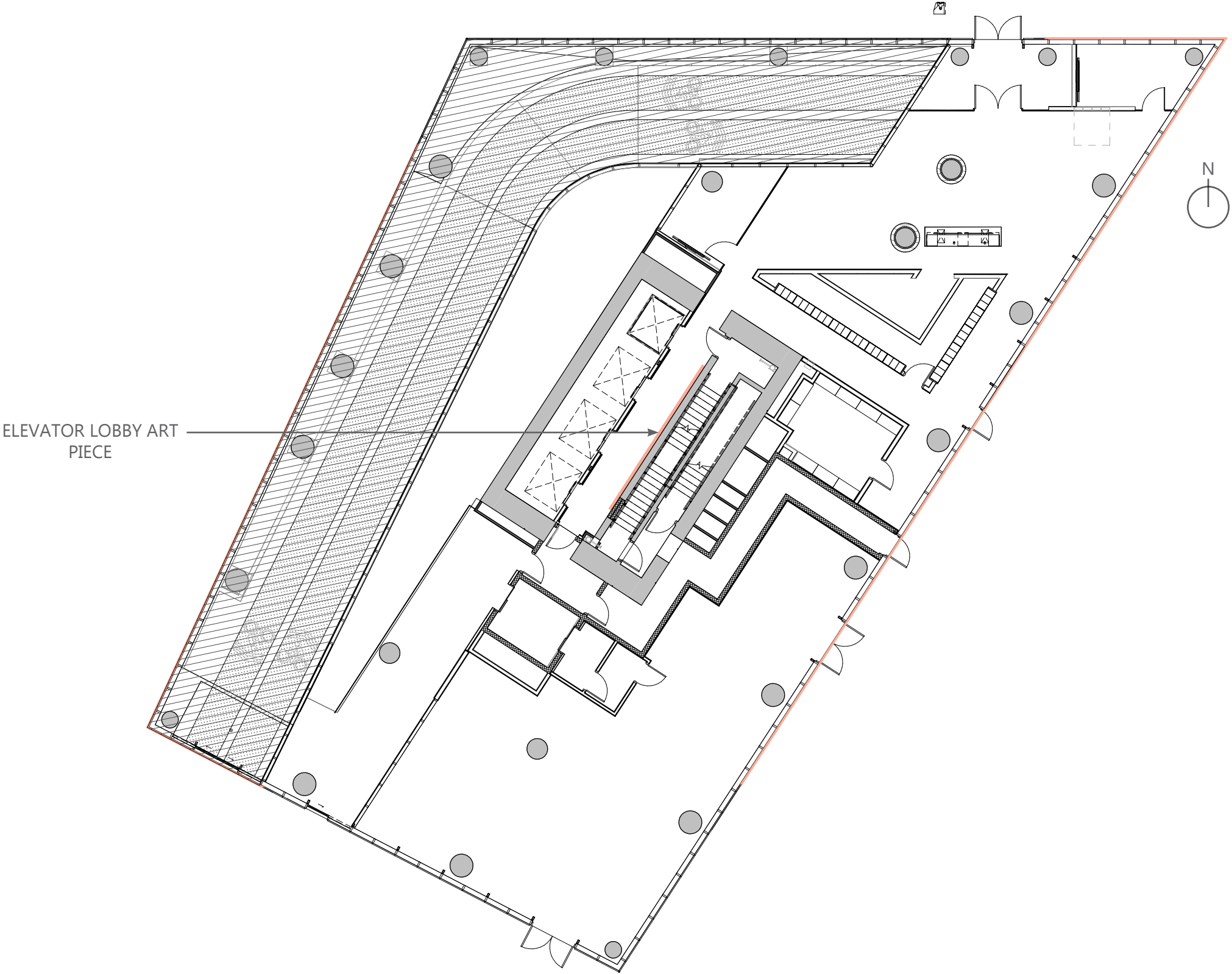
**THICKNESS :** 100mm

**FINISH :** WHITE



# SNA-05

LEVEL 1 FLOOR PLAN

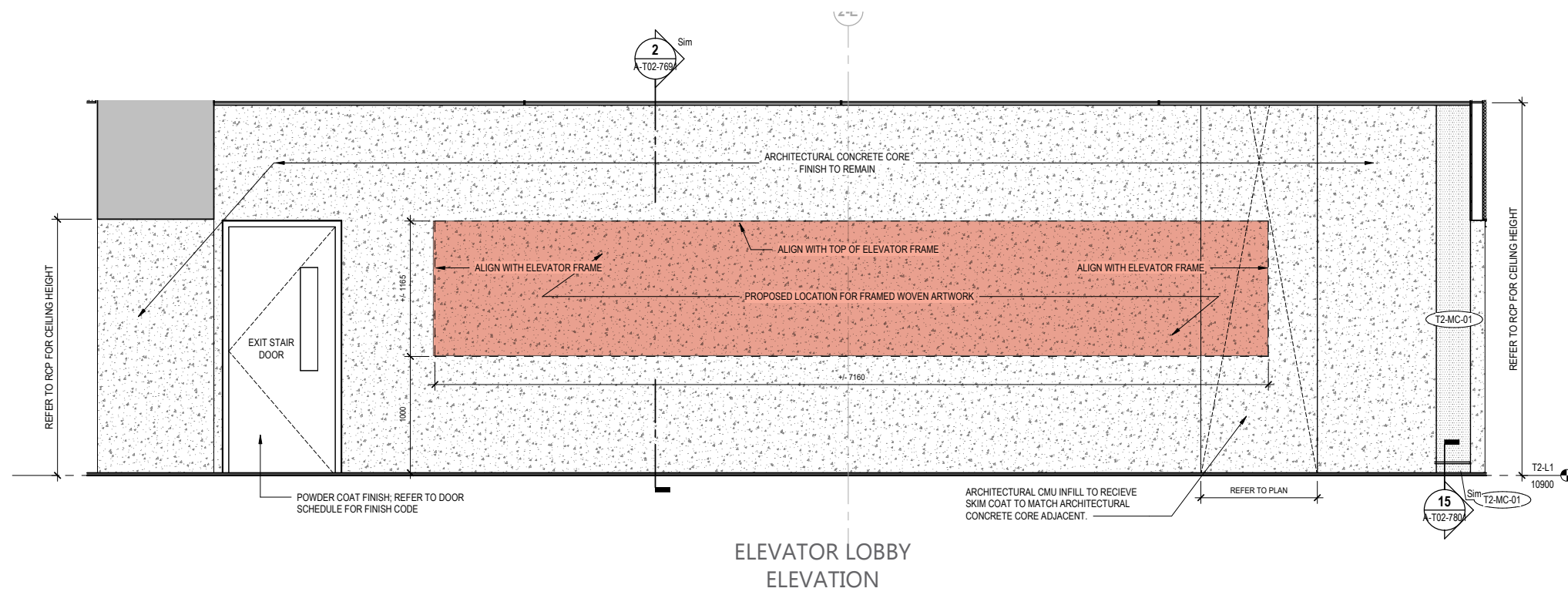


ELEVATOR LOBBY ART  
PIECE

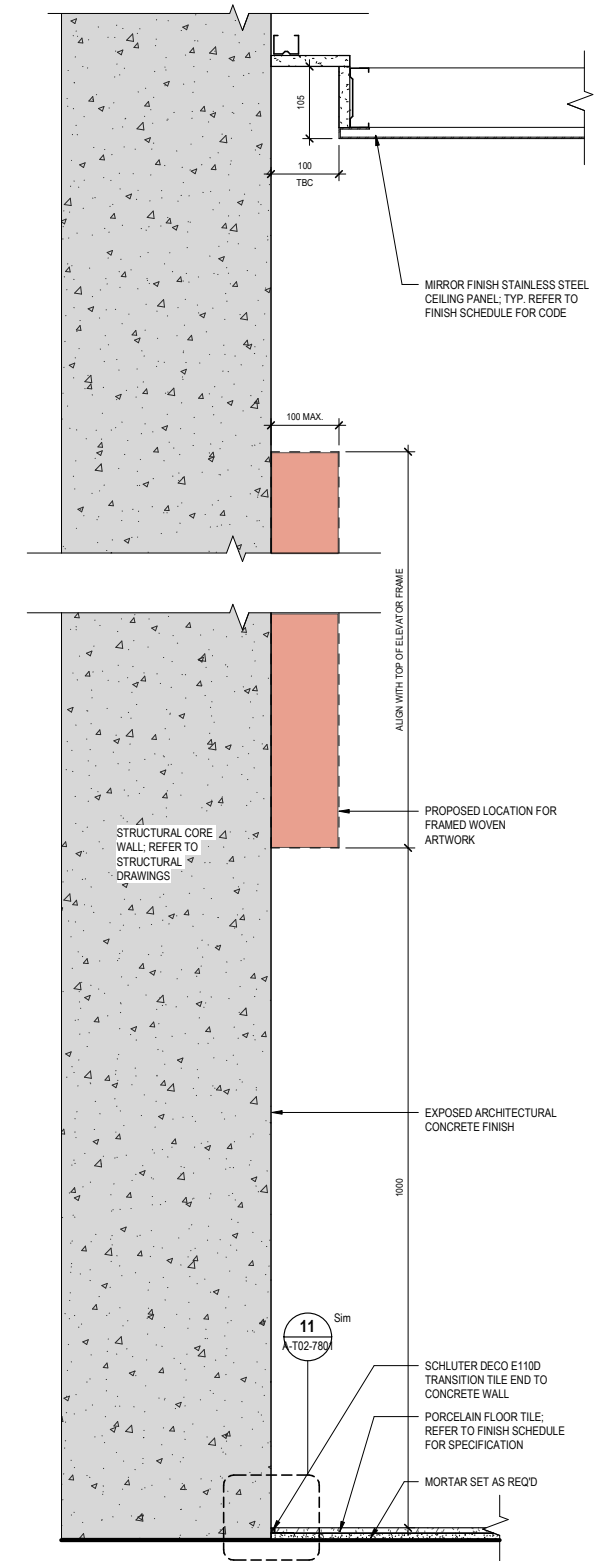


# SNA-05

FRAME DRAWINGS



ELEVATOR LOBBY ELEVATION



ELEVATOR WALL SECTION

# SNA-06

## TOWER 3 ELEVATOR LOBBY ART PIECE

### CONTEXT

THE MAIN FLOOR ELEVATOR LOBBY IS THE COMMON ACCESS POINT FOR RESIDENTS OF TOWER 3. THE SPACE. THE ART PIECE IS INTENDED TO BE FEATURED ON THE LOBBY WALL OPPOSITE TO THE RESIDENTIAL ELEVATORS.

INTERIOR FINISHES OF THE ELEVATOR LOBBY INCLUDE:

**FLOOR :** COPPER OAK PORCELAIN TILE

**CEILING :** MIRROR FINISH

**ELEVATOR WALL :** WHITE PAINTED LACQUER PANELS

**MOUNTED WALL :** CONCRETE

THE ART WILL BE MOUNTED AND PROTECTED WITHIN A FRAME, ON A CONCRETE WALL

### ART FRAME OUTER DIMENSIONS

**HEIGHT :** 1165mm

**WIDTH :** 7032mm

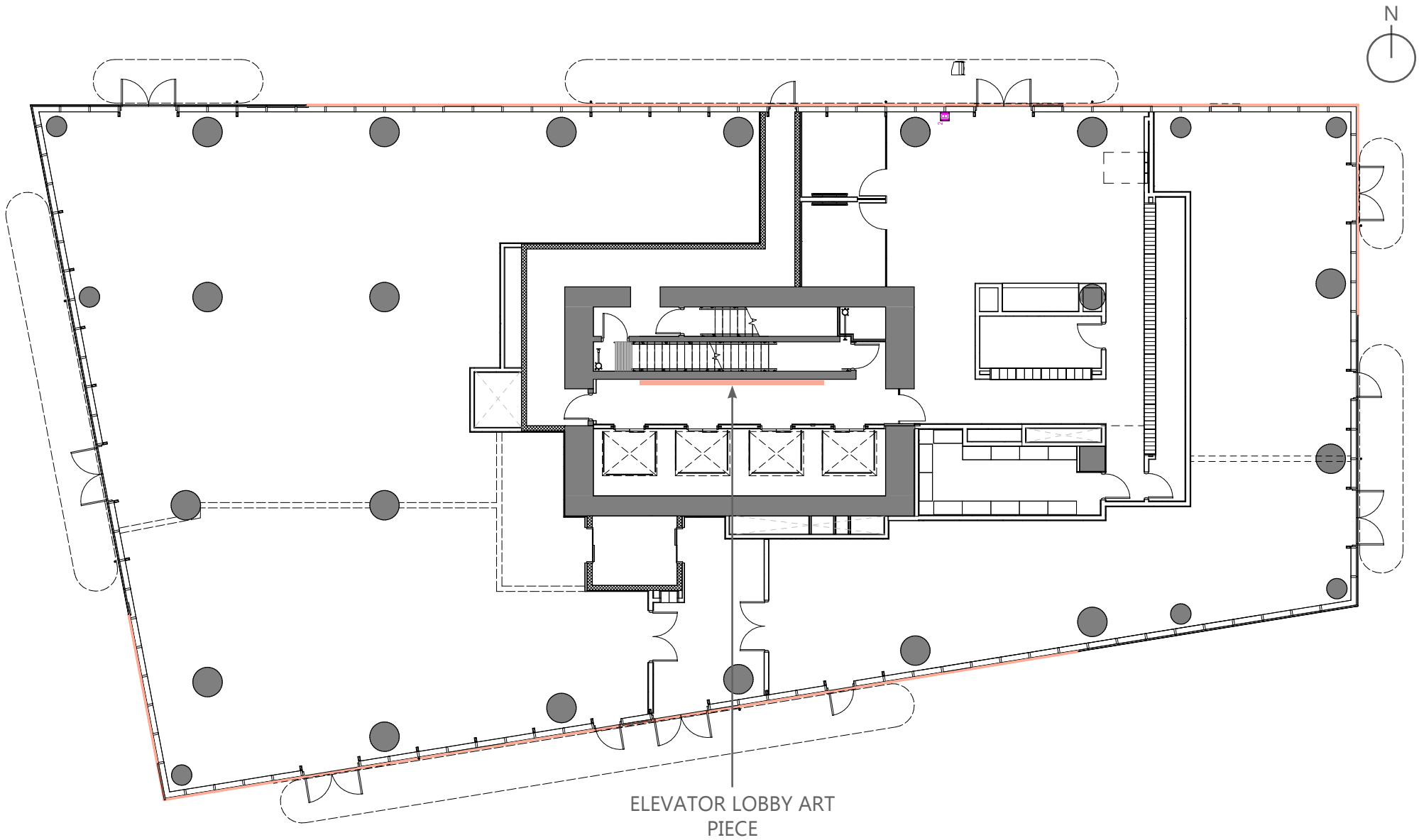
**THICKNESS :** 100mm

**FINISH :** WHITE



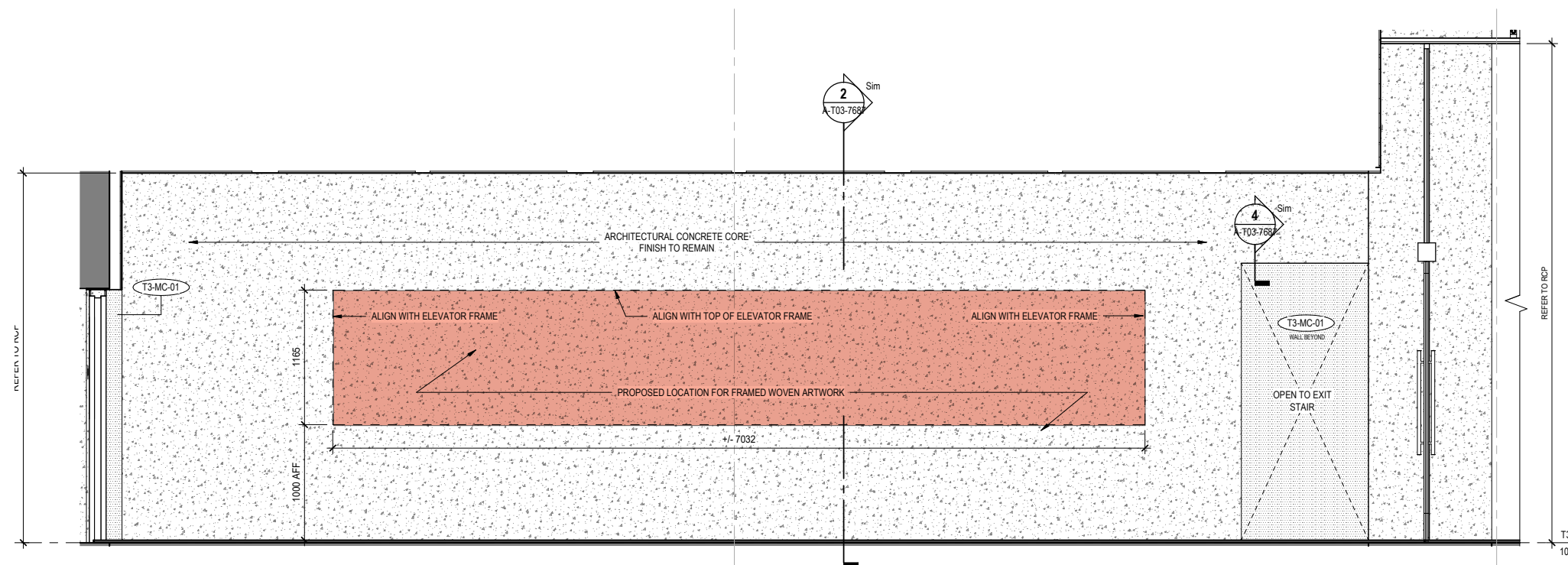
# SNA-06

LEVEL 1 FLOOR PLAN

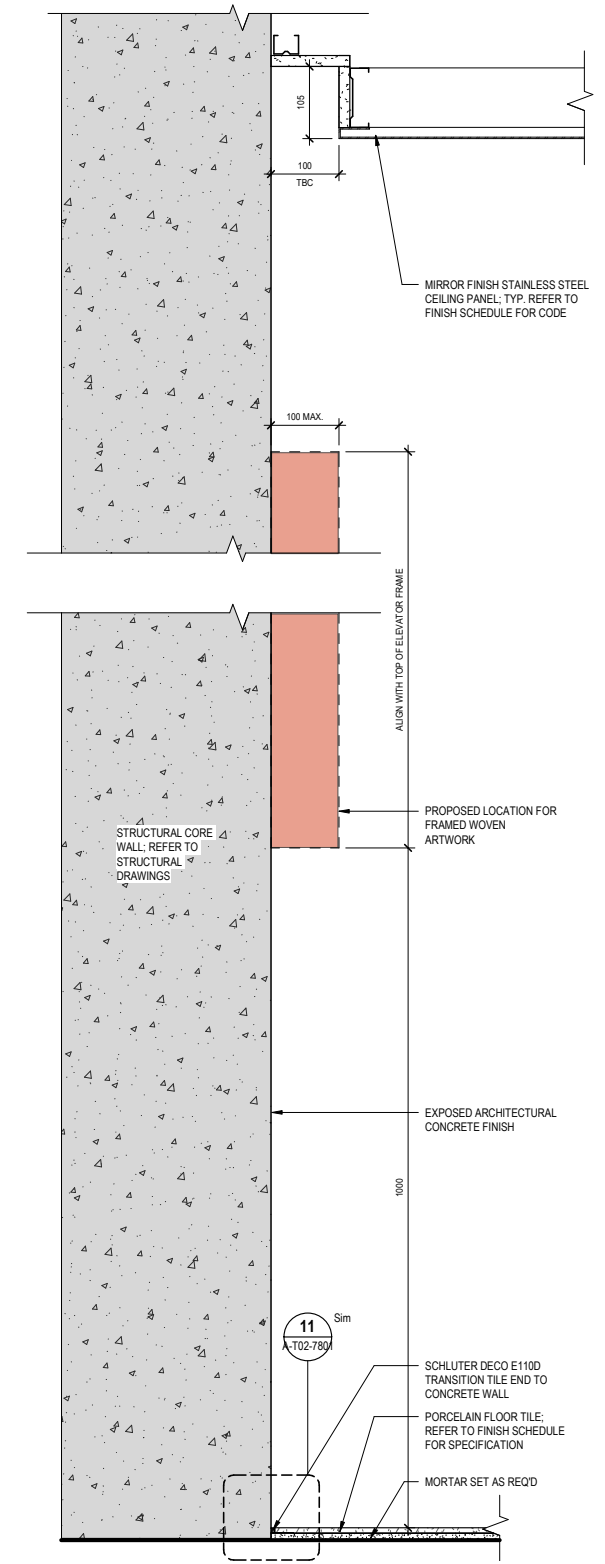


# SNA-06

FRAME DRAWINGS



ELEVATOR LOBBY  
ELEVATION



ELEVATOR WALL  
SECTION



# SNA-07

## TOWER 1 RESIDENTIAL ELEVATOR CAB FEATURE WALL

### CONTEXT

TOWER 1 IS A 26-STOUREY TOWER WITH 3 ELEVATORS DEDICATED FOR ACCESS TO THE RESEDENTIAL LEVELS ABOVE AND PARKADE LEVELS BELOW.

THE 3 ELEVATORS HAVE IDENTICAL INTERIOR CAB DIMENSIONS AND FINISHES:

- SIDE WALLS** : COPPER TINTED LAMINATED MIRROR FINISH
- FRONT WALL** : STANDARD ELEVATOR STAINLESS STEEL FINISH
- CEILING** : STAINLESS STEEL MIRROR FINISH
- FLOOR** : COPPER OAK PORCELAIN TILE
- HANDRAILS** : STAINLESS STEEL BRUSH FINISH

THE BACK WALL OF EACH ELEVATOR IS AN EMBOSSED METAL FEATURE WALL.

### METAL FEATURE WALL

- HEIGHT** : 2650mm\* (top of wall base to ceiling)
- WIDTH** : 2000mm\*

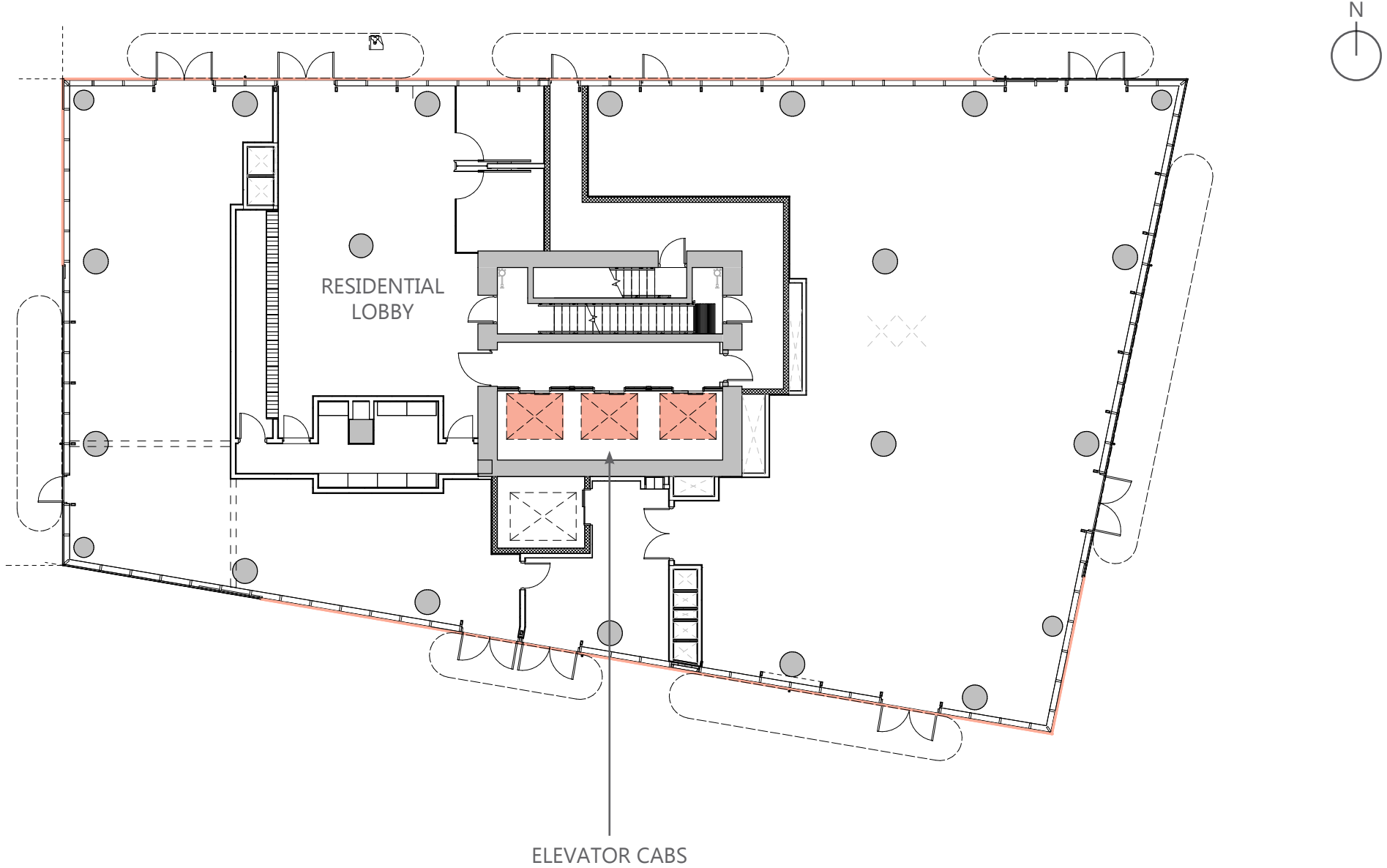
\* PRECISE DIMENSIONS TO BE COORDINATED WITH METAL FABRICATOR AND ELEVATOR MANUFACTURER



revery

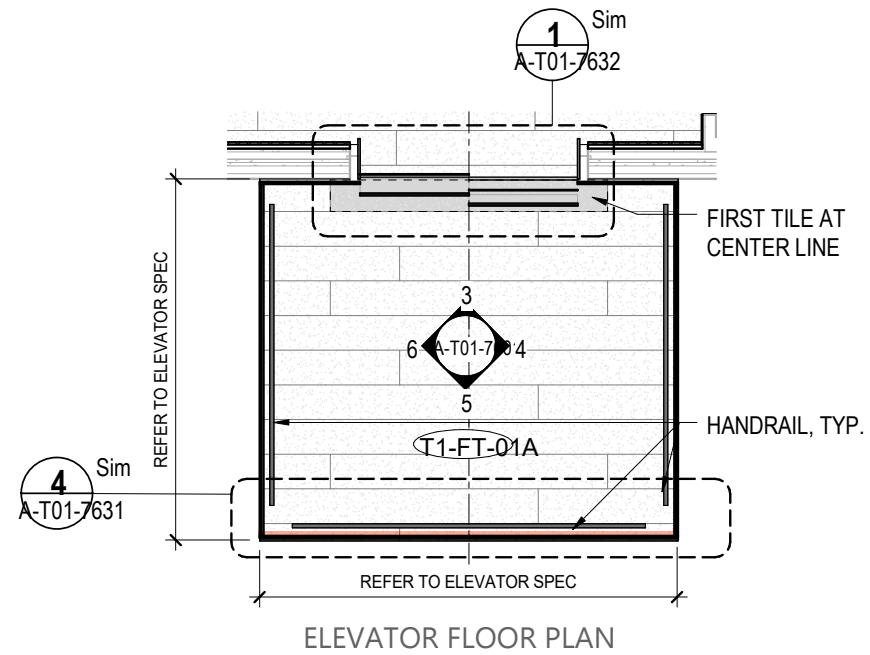
# SNA-07

LEVEL 1 FLOOR PLAN

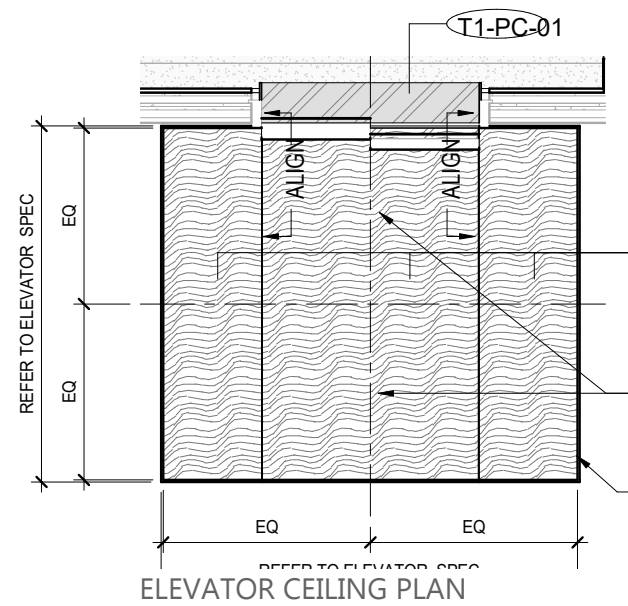


# SNA-07

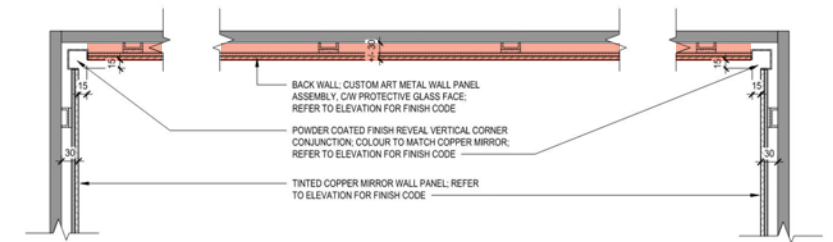
ELEVATOR DRAWINGS



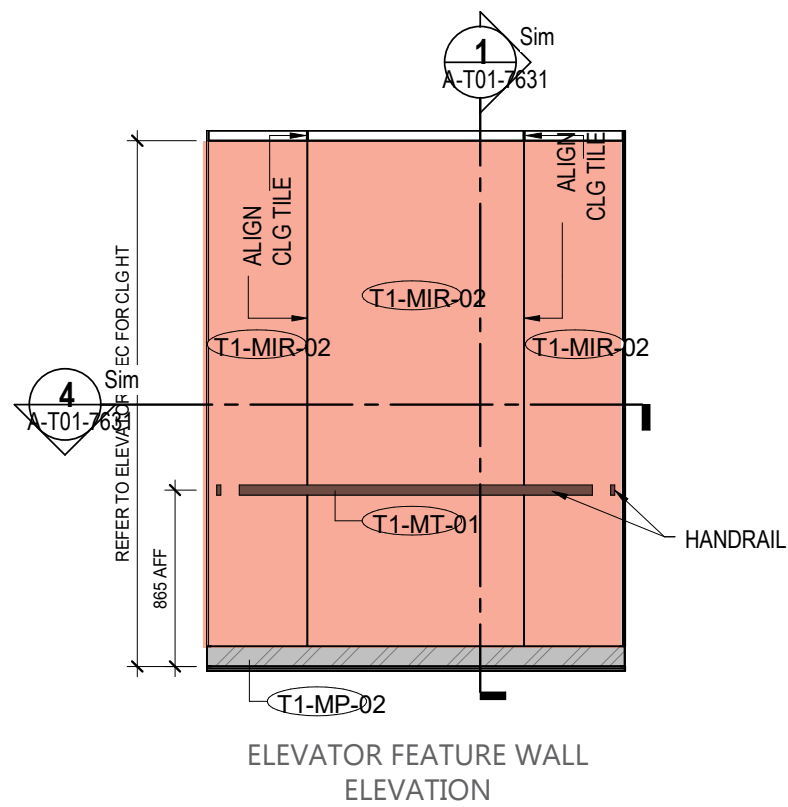
ELEVATOR FLOOR PLAN



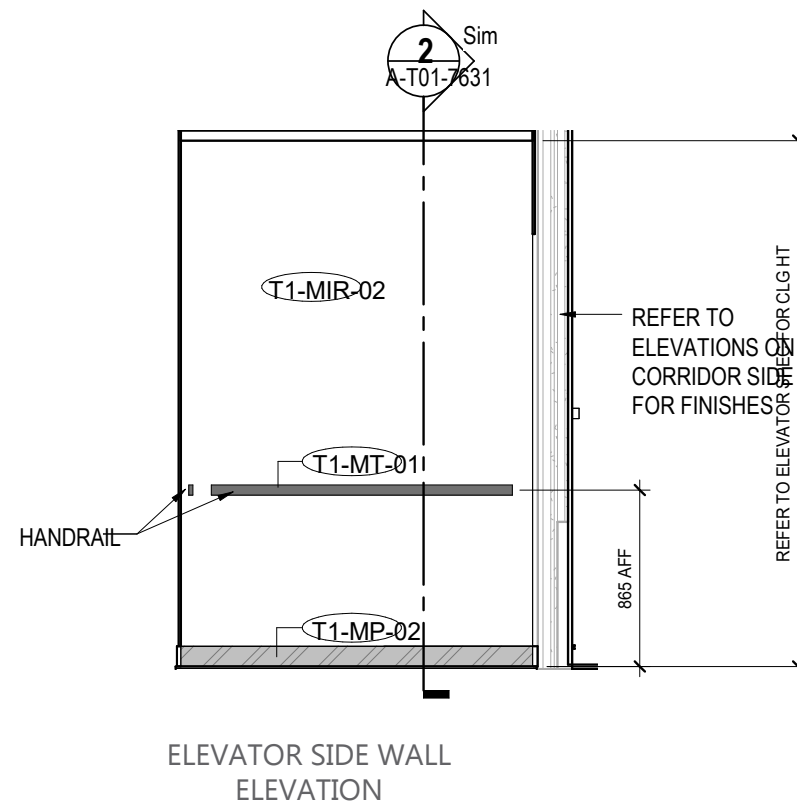
ELEVATOR CEILING PLAN



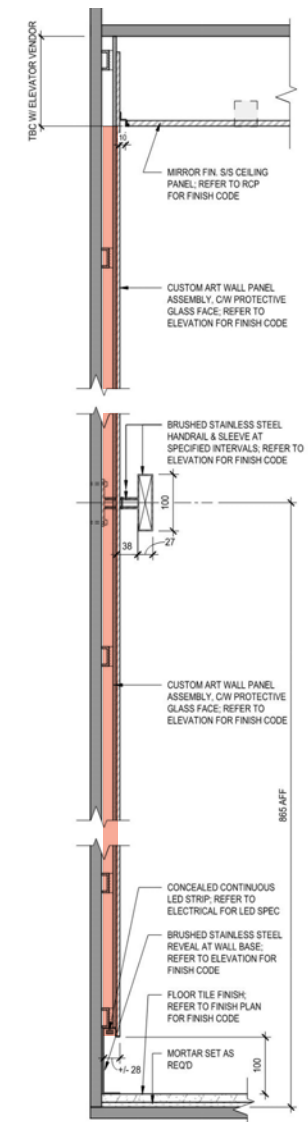
ELEVATOR PLAN DETAIL VIEW



ELEVATOR FEATURE WALL ELEVATION



ELEVATOR SIDE WALL ELEVATION



ELEVATOR SECTION DETAIL VIEW




# SNA-07

ELEVATOR RENDERINGS



ELEVATOR FEATURE WALL VIEW



ELEVATOR SIDE WALL VIEW



# SNA-08

## TOWER 2 RESIDENTIAL ELEVATOR CAB FEATURE WALL

### CONTEXT

TOWER 2 IS A 32-STORY TOWER WITH 4 ELEVATORS DEDICATED FOR ACCESS TO THE RESEDENTIAL LEVELS ABOVE AND PARKADE LEVELS BELOW.

THE 4 ELEVATORS HAVE IDENTICAL INTERIOR CAB DIMENSIONS AND FINISHES:

- SIDE WALLS** : COPPER TINTED LAMINATED MIRROR FINISH
- FRONT WALL** : STANDARD ELEVATOR STAINLESS STEEL FINISH
- CEILING** : STAINLESS STEEL MIRROR FINISH
- FLOOR** : COPPER OAK PORCELAIN TILE
- HANDRAILS** : STAINLESS STEEL BRUSH FINISH

THE BACK WALL OF EACH ELEVATOR IS AN EMBOSSED METAL FEATURE WALL.

### METAL FEATURE WALL

- HEIGHT** : 2650mm\* (top of wall base to ceiling)
- WIDTH** : 2000mm\*

\* PRECISE DIMENSIONS TO BE COORDINATED WITH METAL FABRICATOR AND ELEVATOR MANUFACTURER



revery

# SNA-08

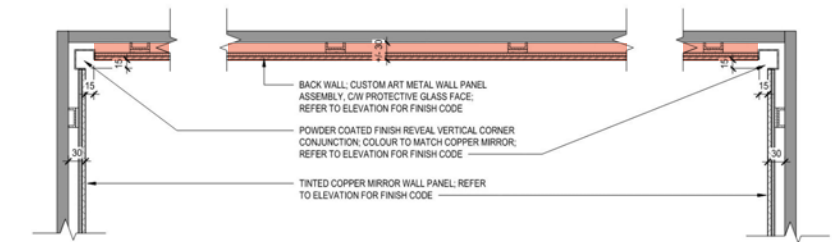
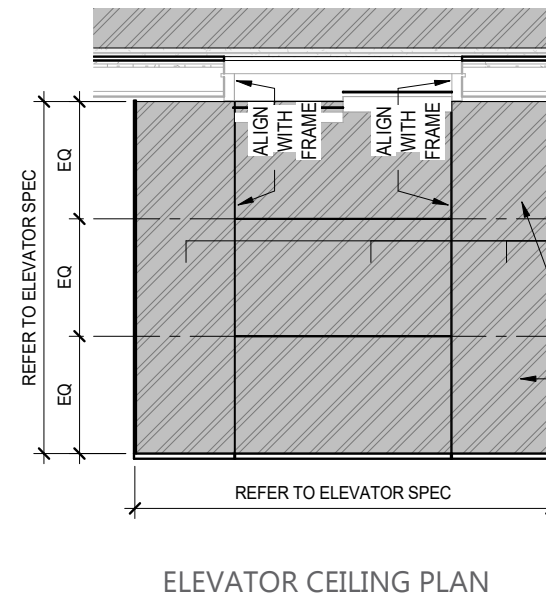
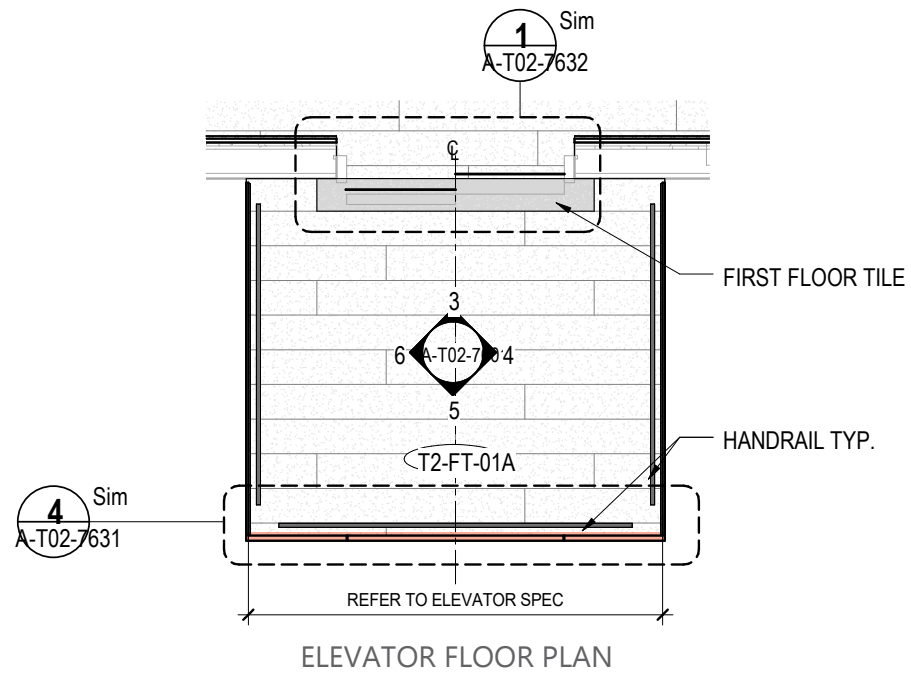
LEVEL 1 FLOOR PLAN



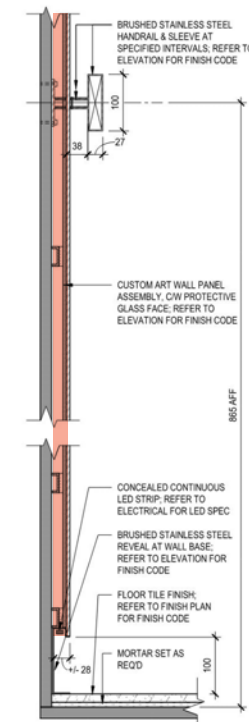
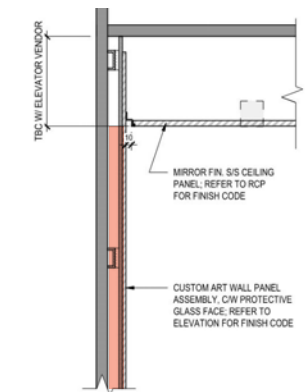


# SNA-08

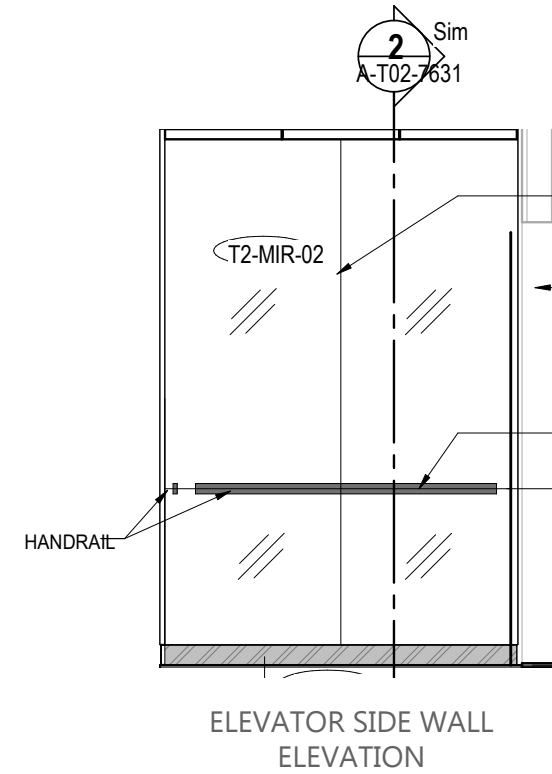
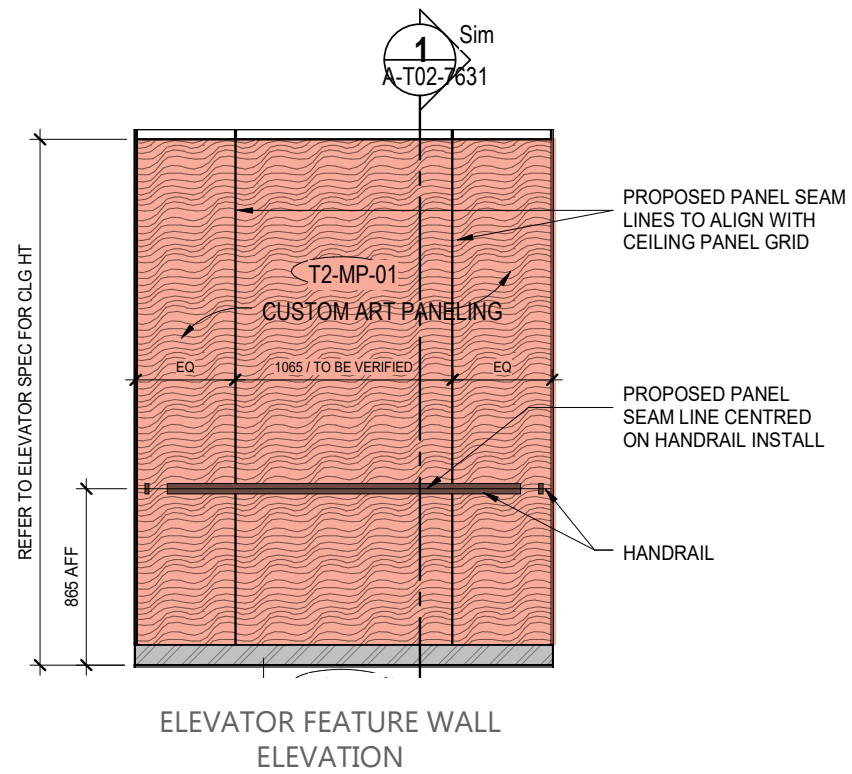
ELEVATOR DRAWINGS



ELEVATOR PLAN DETAIL VIEW



ELEVATOR SECTION DETAIL VIEW



# SNA-08

ELEVATOR RENDERINGS



ELEVATOR FEATURE WALL VIEW



ELEVATOR SIDE WALL VIEW



# SNA-09

## TOWER 3 RESIDENTIAL ELEVATOR CAB FEATURE WALL

### CONTEXT

TOWER 3 IS A 39-STOREY TOWER WITH 3 ELEVATORS DEDICATED FOR ACCESS TO THE RESEDENTIAL LEVELS ABOVE AND PARKADE LEVELS BELOW.

THE 4 ELEVATORS HAVE IDENTICAL INTERIOR CAB DIMENSIONS AND FINISHES:

- SIDE WALLS** : COPPER TINTED LAMINATED MIRROR FINISH
- FRONT WALL** : STANDARD ELEVATOR STAINLESS STEEL FINISH
- CEILING** : STAINLESS STEEL MIRROR FINISH
- FLOOR** : COPPER OAK PORCELAIN TILE
- HANDRAILS** : STAINLESS STEEL BRUSH FINISH

THE BACK WALL OF EACH ELEVATOR IS AN EMBOSSED METAL FEATURE WALL.

### METAL FEATURE WALL

- HEIGHT** : 2750mm\* (top of wall base to ceiling)
- WIDTH** : 2000mm\*

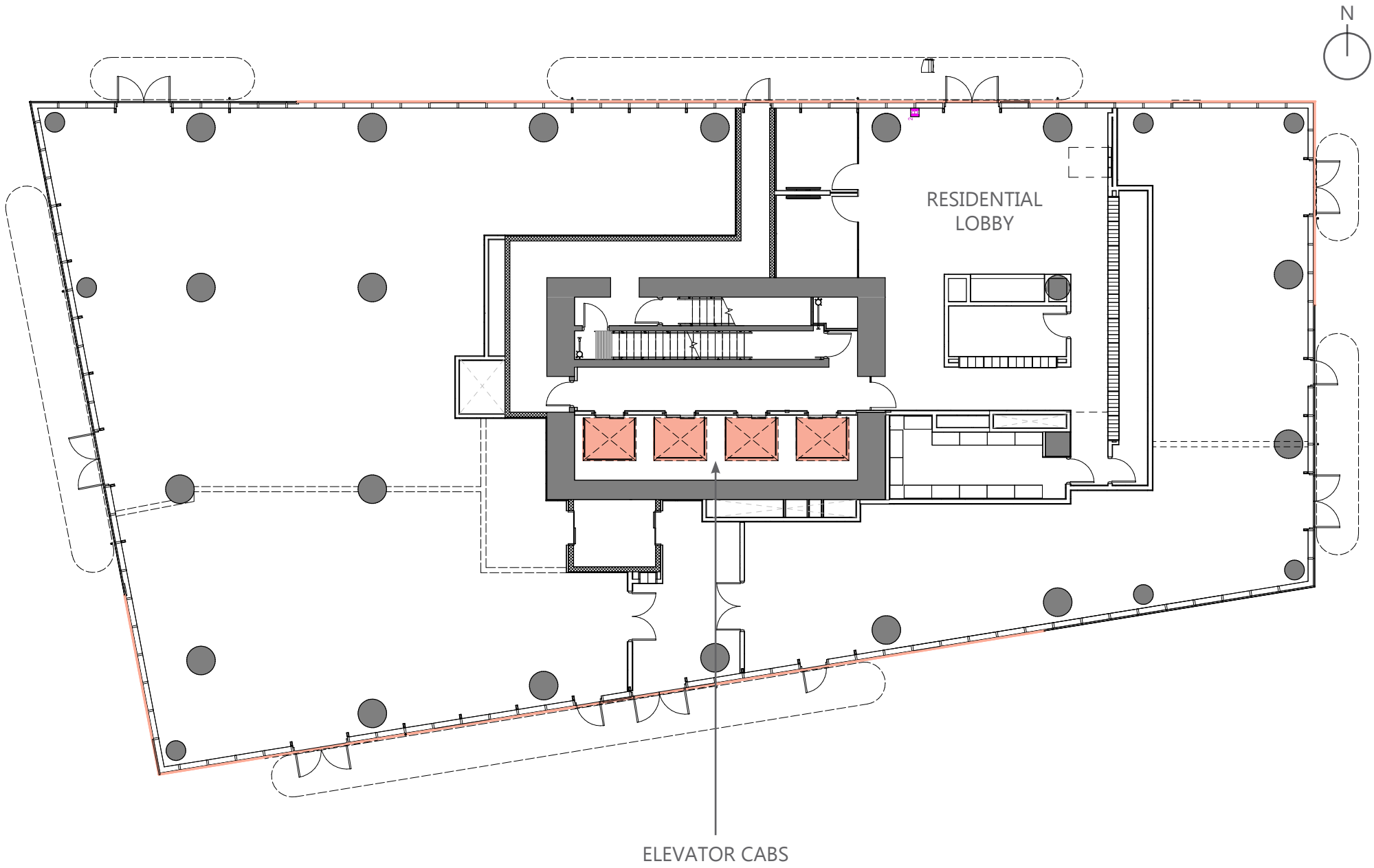
\* PRECISE DIMENSIONS TO BE COORDINATED WITH METAL FABRICATOR AND ELEVATOR MANUFACTURER





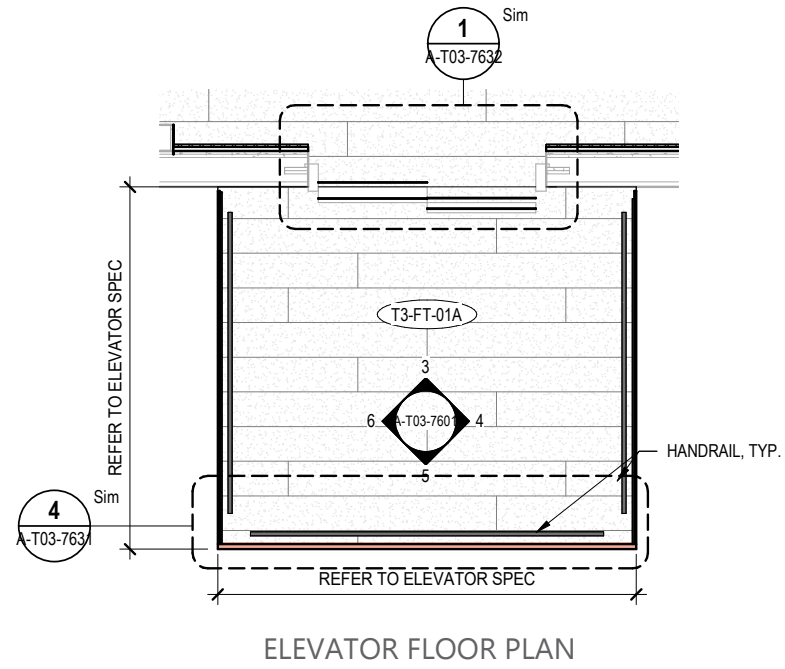
# SNA-09

LEVEL 1 FLOOR PLAN

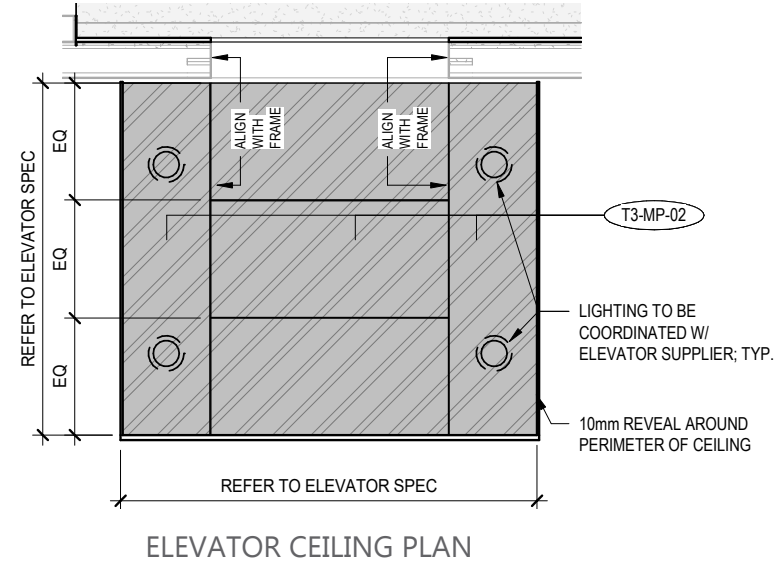


# SNA-09

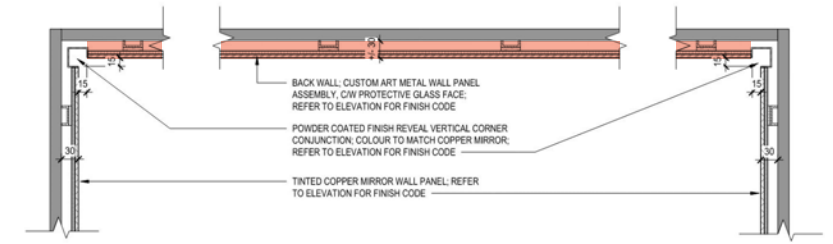
ELEVATOR DRAWINGS



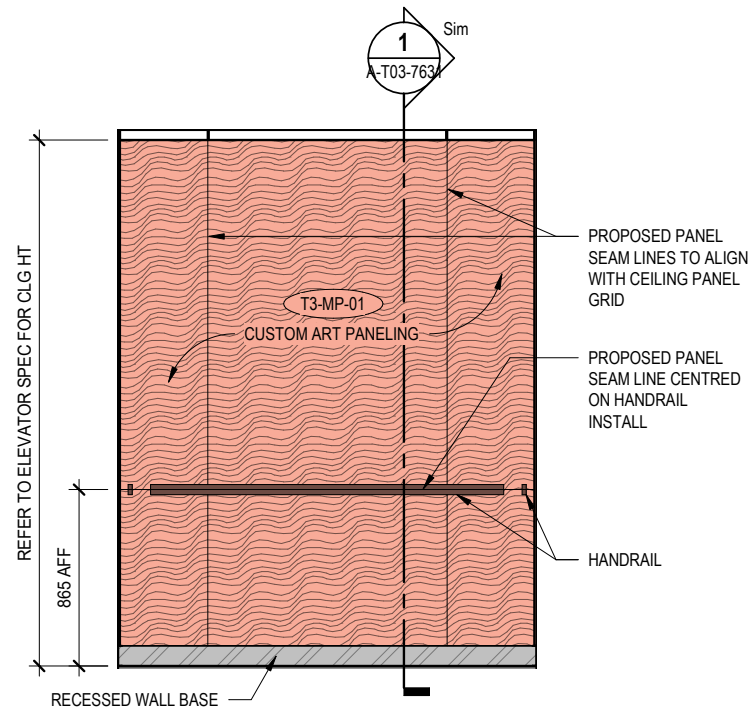
ELEVATOR FLOOR PLAN



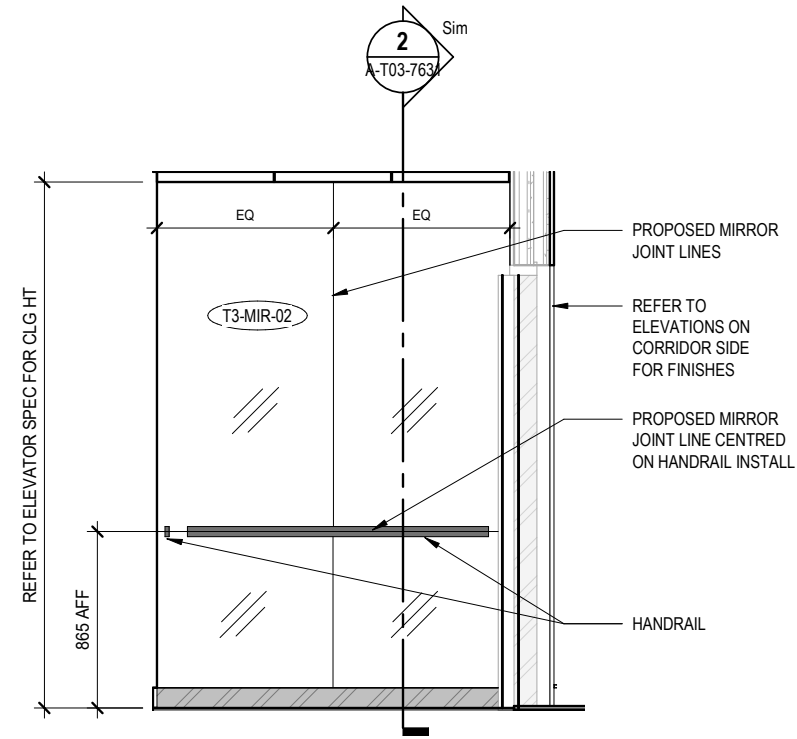
ELEVATOR CEILING PLAN



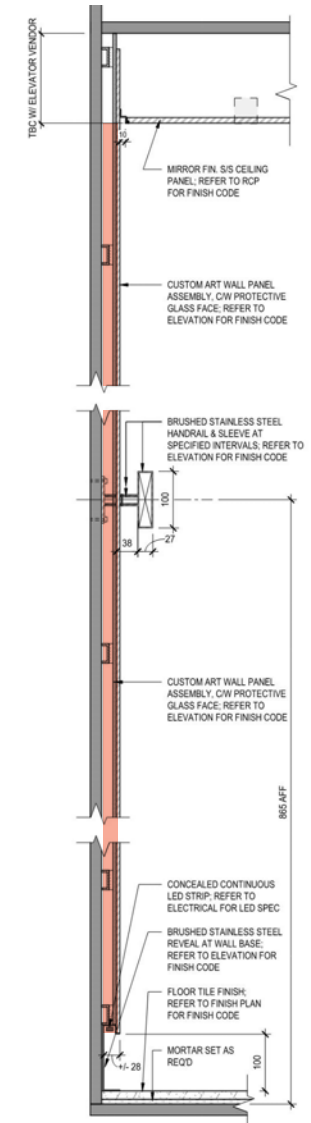
ELEVATOR PLAN DETAIL VIEW



ELEVATOR FEATURE WALL ELEVATION



ELEVATOR SIDE WALL ELEVATION



ELEVATOR SECTION DETAIL VIEW




# SNA-09

ELEVATOR RENDERINGS



ELEVATOR FEATURE WALL VIEW



ELEVATOR SIDE WALL VIEW



# SNA-10A

## ENTERTAINMENT SPACE WALLPAPER ART

### CONTEXT

THE ENTERTAINMENT SPACE IS AN AMENITY FOR ALL RESIDENTS. IT IS LOCATED ON THE PARKADE P1 LEVEL, AND OPEN AS TALL BRIGHT ATRIUM SPACE. THIS SPACE PROVIDES ACCESS TO THE EXTERIOR VIA AN OPEN STAIRCASE, ACCESS TO A BIKE RENTAL 'CYCLE CLUB', WITH CIRCULATION CONNECTIONS TO OTHER SERVICE AREAS OF THE PARKADE. THERE ARE VISUAL SIGHTLINES TO THE ABOVE BIKE RAMP, TOWER 2'S LEVEL 1 LOBBY AND MEETING ROOM AMENITY.

THE SPACE PROVIDES RESIDENTS WITH LOUNGE BENCH SEATING, AND OPPORTUNITIES FOR INDOOR GAMES (BILLIARDS, PING PONG, ETC).

A WALL ART CANVAS WRAPS AROUND HALF OF THIS ROOM. THERE IS CURVED BENCH SEATING AND LARGE CONCRETE COLUMNS SPACED ALONG THE LENGTH OF THE WALLS. THE CEILING HEIGHT SLIGHTLY VARIES BELOW THE BICYCLE RAMP.

ADJACENT FINISHES INCLUDE:

**CEILING** : GREY PAINTED GYPSUM BOARD  
**FLOOR** : STAINED DARK GREY CONCRETE SEAL  
**BENCHES** : YELLOW CEDAR

### WALL DIMENSIONS

**HEIGHT** : APPROX. 2500mm  
**WIDTH** : APPROX. 40400mm

### GRAPHIC REQUIREMENTS

THE WALLPAPER FABRICATOR WILL TAKE A DIGITAL FILE FROM THE ARTIST AND PRINT THE ARTWORK TO THE WALLPAPER. THE ARTWORK CAN BE A REPEATING PATTERN OR A SINGLE CONTINUOUS FULL SCALE MURAL SCENE. GRAPHIC RECOMMENDATIONS DESCRIBED BELOW:

- TO AVOID A BLURRED, PIXELATED, OR WARPED GRAPHIC, ANY MURAL SCENE SHOULD BE PROVIDED AT A SCALE TO MATCH THE HEIGHT AND WIDTH OF THE WALL.
- A REPEATING PATTERN OR COLLECTION OF COMBINED GRAPHICS SHOULD BE IDENTIFIED WITH THEIR INTENDED SCALE AND LOCATIONS ON THE WALL.
- BLOWN UP PHOTOGRAPHS ARE NOT RECOMMENDED. TYPICAL CAMERAS DO NOT PRODUCE IMAGES AT A QUALITY FOR ENLARGED SCALE PRINTING.

IF NEEDED, THE WALLPAPER FABRICATOR CAN PROVIDE ARTWORK ASSISTANCE TO MEET THEIR TECHNICAL REQUIREMENTS FOR DIGITAL IMAGE PRINTING. THE PREFERRED BASIC REQUIREMENTS INCLUDE:

- ILLUSTRATOR (.ai), INDESIGN(.indd), QUARK, OR PDF
- CMYK COLOUR WITH A MINIMUM OF 100-150 DPI RESOLUTION WITH DIMENSIONS THAT MATCH THE FULL SIZE OF THE WALL. SLIGHTLY OVERSIZED IMAGES RECOMMENDED FOR FITTING.

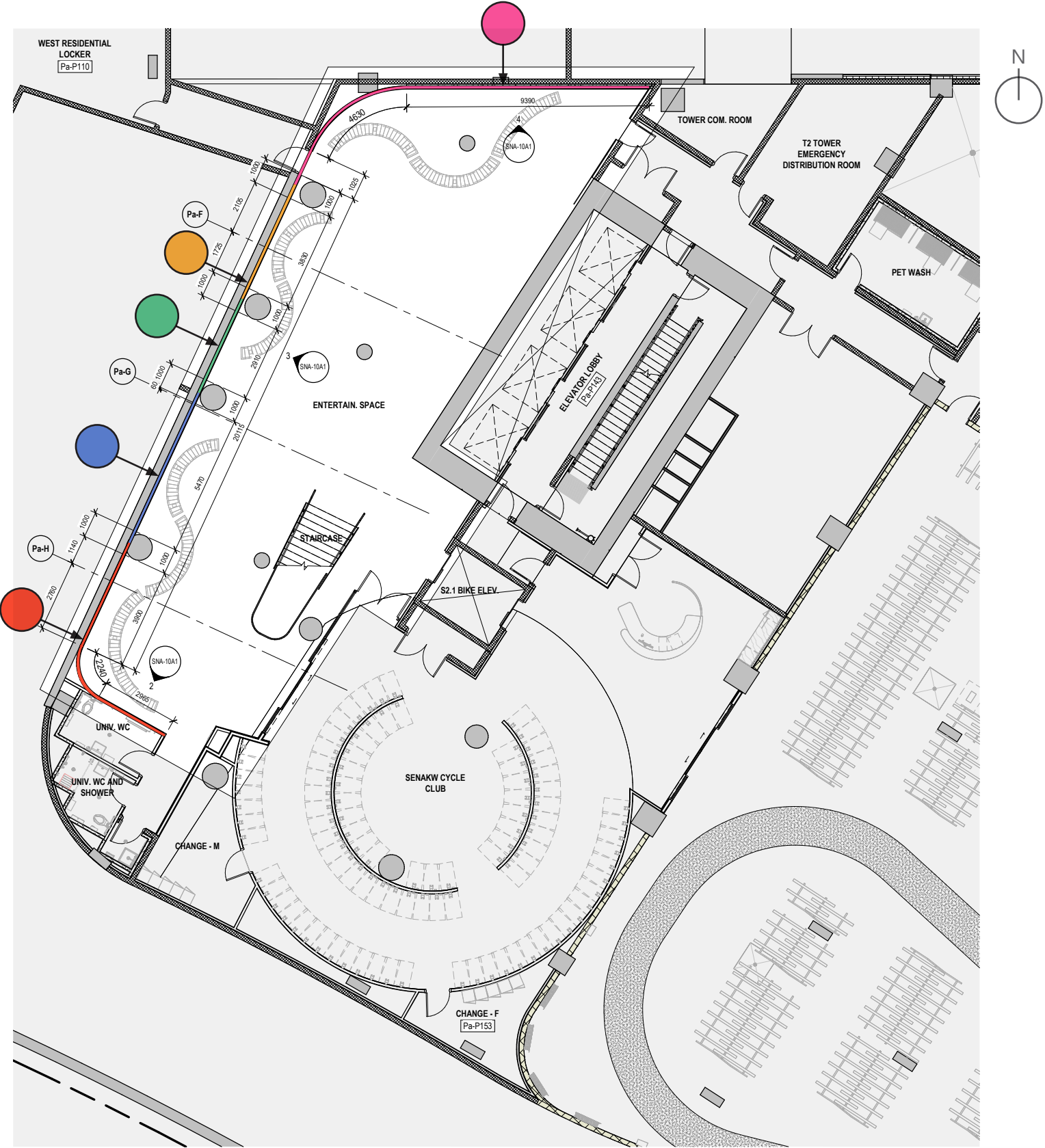


revery

# SNA-10A

## ENTERTAINMENT SPACE FLOOR PLAN

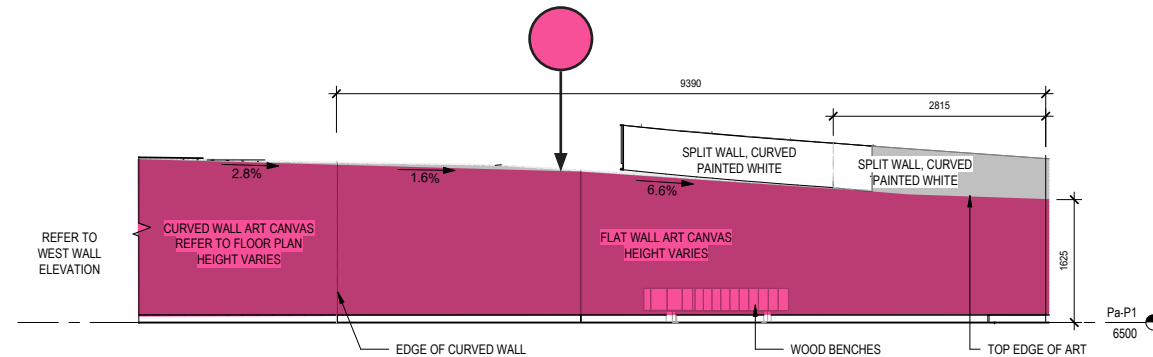
REFER TO COLOUR-CODED DRAWINGS TO MATCH THE WALL ELEVATIONS BETWEEN COLUMNS WITH LOCATIONS ON THE FLOOR PLAN.



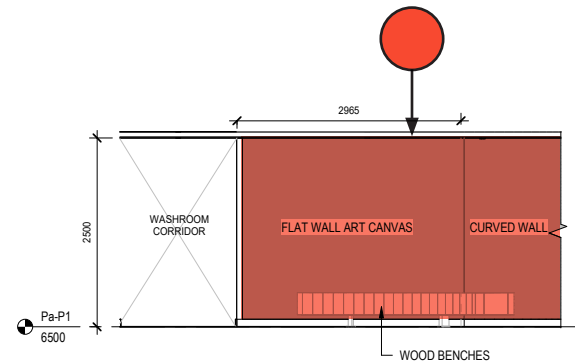


# SNA-10A

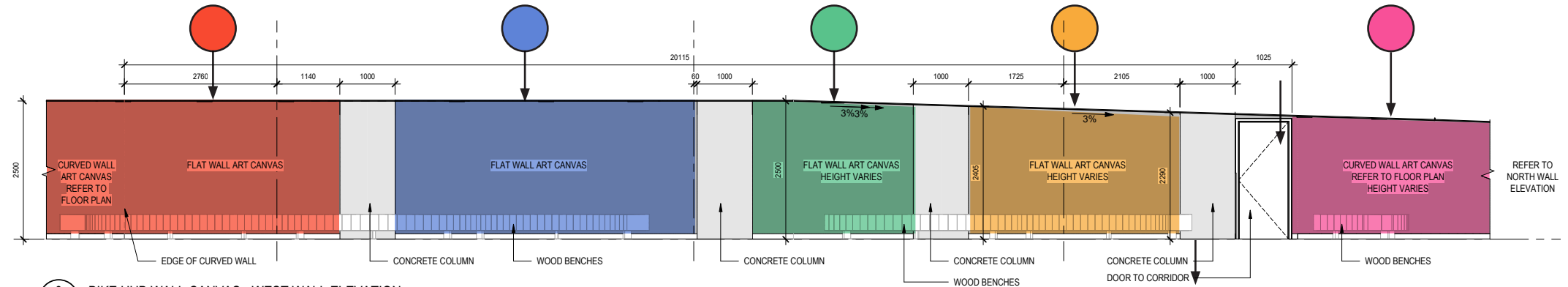
ENTERTAINMENT SPACE WALLPAPER PAPER  
ART DRAWINGS




**4** BIKE HUB WALL CANVAS - NORTH WALL ELEVATION  
SCALE: 1:50



**2** BIKE HUB WALL CANVAS - SOUTH WALL ELEVATION  
SCALE: 1:50



**3** BIKE HUB WALL CANVAS - WEST WALL ELEVATION  
SCALE: 1:50





# SNA-10A

ENTERTAINMENT SPACE RENDERING



revery

ATRIUM VIEW



# SNA-10A

ENTERTAINMENT SPACE RENDERING



revery

ENTERTAINMENT SPACE OPEN STAIR VIEW

# SNA-16

## TOWER 1 AMENITY LEVEL RUG

### CONTEXT

TOWER 1 HAS AN AMENITY LEVEL FOR ALL RESIDENTS ON THE 26TH FLOOR. IT HAS AN OUTDOOR AMENITY SPACE AND AN INTERIOR AMENITY/PARTY ROOM. THE INTERIOR AMENITY ROOM HAS A KITCHEN AND LOUNGING AREA. THE LOUNGE AREA INTENDED TO INCLUDE A FEATURE RUG.

INTERIOR FINISHES INCLUDE:

**FLOOR :** COPPER OAK PORCELAIN TILE

**CEILING :** WHITE PAINT

**WALLS :** WHITE PAINT

### RUG DIMENSIONS

**LENGTH :** 3050mm

**WIDTH :** 2440mm

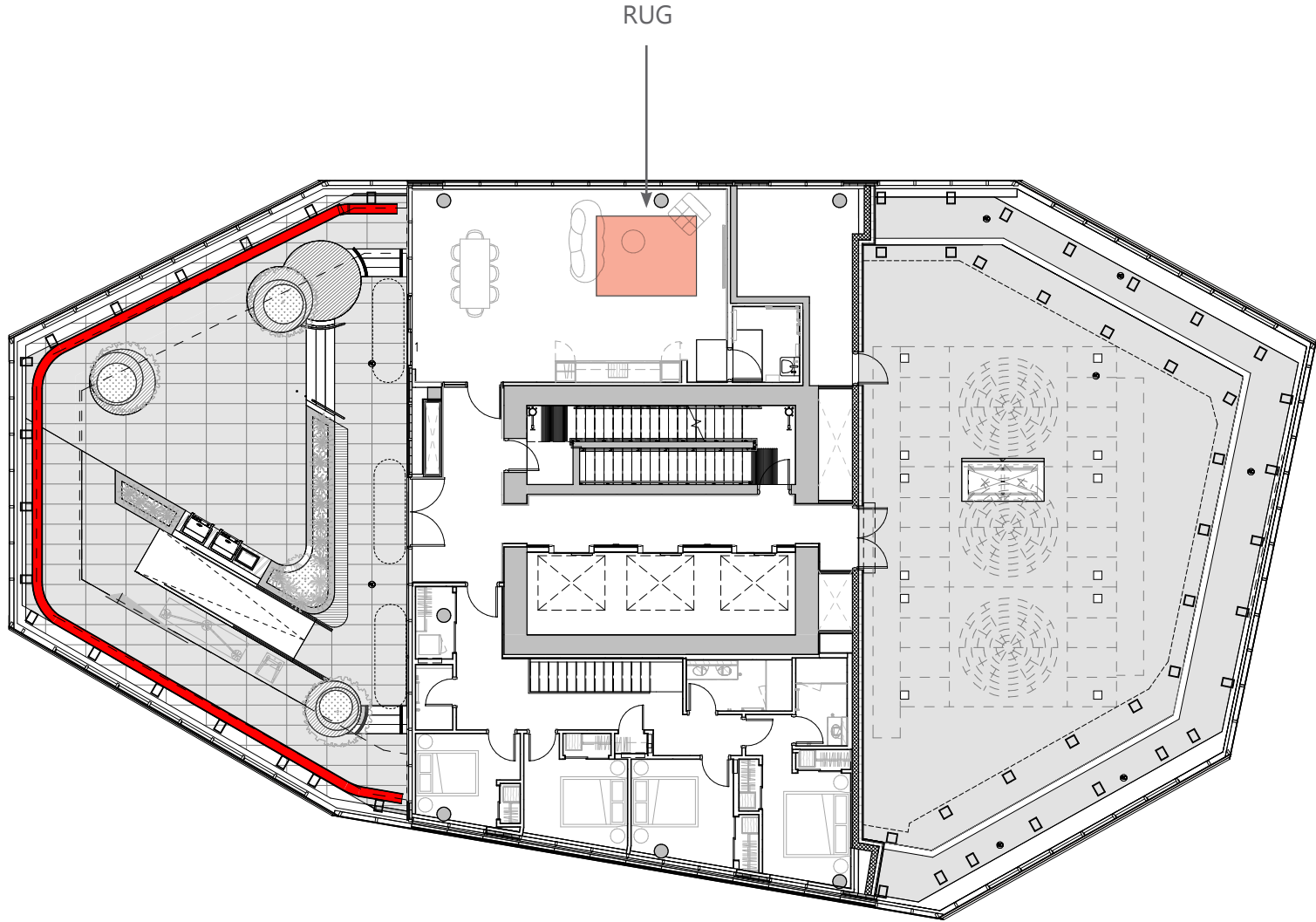


revery



# SNA-16

LEVEL 26 FLOOR PLAN



# SNA-17

## TOWER 2 AMENITY LEVEL RUG

### CONTEXT

TOWER 2 HAS AN AMENITY LEVEL FOR ALL RESIDENTS ON THE 31ST FLOOR. IT HAS AN OUTDOOR AMENITY SPACE AND AN INTERIOR AMENITY/PARTY ROOM. THE INTERIOR AMENITY ROOM HAS A KITCHEN AND LOUNGING AREA. THE LOUNGE AREA INTENDED TO INCLUDE A FEATURE RUG.

INTERIOR FINISHES INCLUDE:

**FLOOR :** COPPER OAK PORCELAIN TILE

**CEILING :** WHITE PAINT

**WALLS :** WHITE PAINT

### RUG DIMENSIONS

**LENGTH :** 3050mm

**WIDTH :** 2440mm



revery

# SNA-17

LEVEL 31 FLOOR PLAN



RUG

AMENITY ROOM



# SNA-18

## TOWER 3 AMENITY LEVEL RUG

### CONTEXT

TOWER 3 HAS AN AMENITY LEVEL FOR ALL RESIDENTS ON THE 39TH FLOOR. IT HAS AN OUTDOOR AMENITY SPACE AND AN INTERIOR AMENITY/PARTY ROOM. THE INTERIOR AMENITY ROOM HAS A KITCHEN AND LOUNGING AREA. THE LOUNGE AREA INTENDED TO INCLUDE A FEATURE RUG.

INTERIOR FINISHES INCLUDE:

**FLOOR :** COPPER OAK PORCELAIN TILE

**CEILING :** WHITE PAINT

**WALLS :** WHITE PAINT

### RUG DIMENSIONS

**LENGTH :** 3050mm

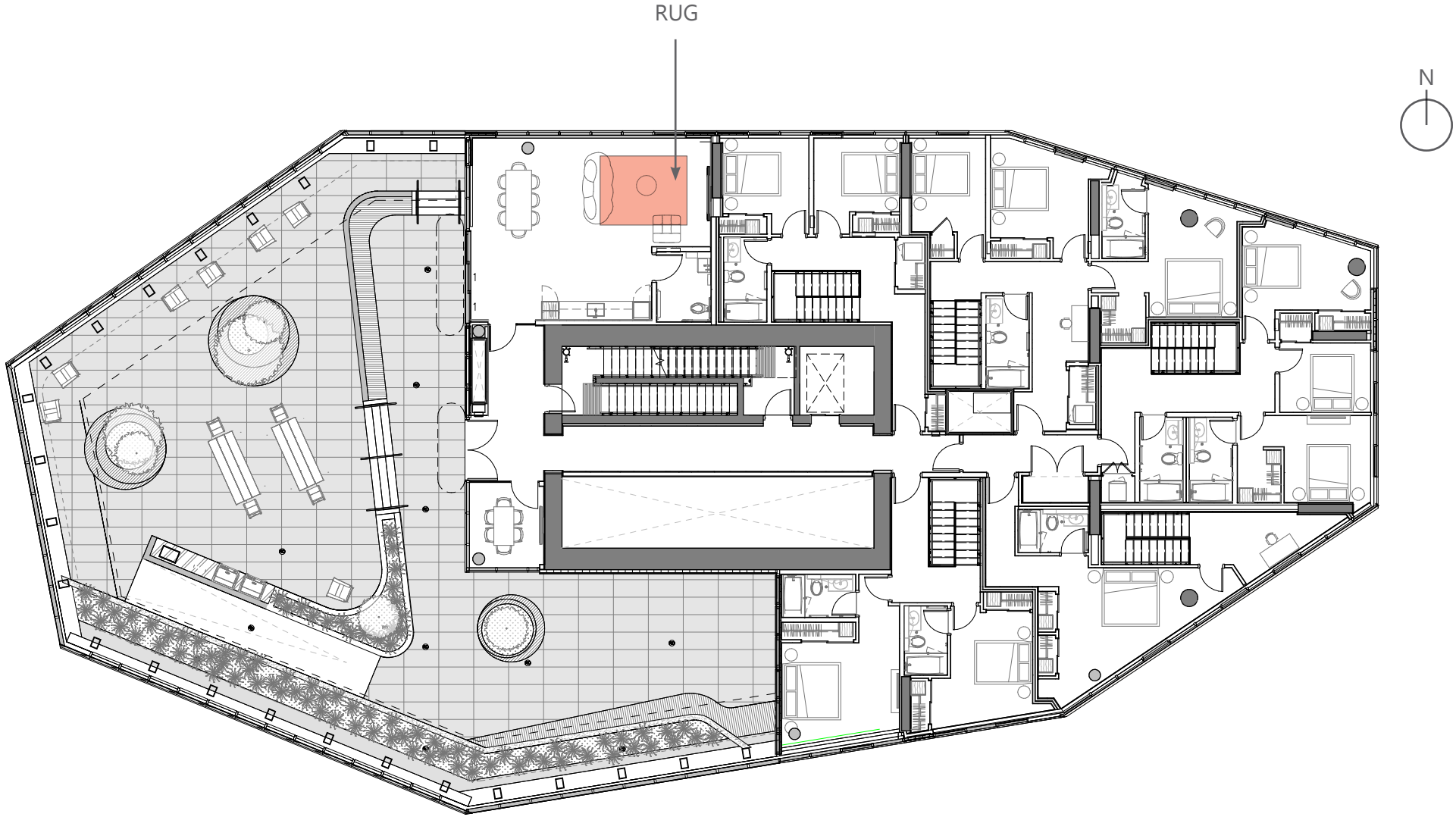
**WIDTH :** 2440mm



revery

# SNA-18

LEVEL 39 FLOOR PLAN





# SNA-19

## TOWER 2 BICYCLE ARRIVAL EXPERIENCE - PRECAST WALL

### CONTEXT

CYCLISTS HAVE ACCESS TO THE PARKADE FROM THE EXTERIOR VIA A LARGE BICYCLE RAMP WITHIN TOWER 2. THE RAMP BEGINS AT THE MAIN LEVEL AND ENDS ONE LEVEL DOWN, AT THE PARKADE'S LARGE BICYCLE PARKING HUB.

THE RAMP HAS OPEN VIEWS INTO THE BOTH THE EXTERIOR AND INTERIOR SPACES OF TOWER 2. A CYCLIST TRAVELLING DOWN THE RAMP WILL HAVE VIEWS INTO THE MAIN RESIDENTIAL LOBBY, MEETING ROOM AMENITY, AND TO A LARGE 2-STOREY ENTERTAINMENT SPACE AMENITY FOR ALL RESIDENTS.

THE ART OPPORTUNITY IS FEATURED ON A 2-STORY CONCRETE WALL IN THE ENTERTAINMENT SPACE. IT WILL BE VISIBLE FROM WITHIN THE ENTERTAINMENT SPACE AND THE BICYCLE RAMP. ONLOOKERS FROM THE BUILDINGS EXTERIOR WILL ALSO HAVE VIEWS OF THE WALL.

THE CONCRETE WALL IS ADJACENT TO OTHER WALLS AND SURFACES INTENDED TO INTEGRATE WITH THE DESIGN OF THE ARTWORK.

**ADJACENT WALL 1 (NORTH - UPPER) :** GREY PAINT ON GYPSUM BOARD  
AND GLASS MEETING ROOM WALL

**ADJACENT WALL 1 (NORTH - LOWER) :** GREY PAINT ON GYPSUM BOARD

**ADJACENT WALL 2 (SOUTH - UPPER) :** GREY PAINT ON GYPSUM BOARD

**ADJACENT WALL 2 (SOUTH - LOWER) :** GREY PAINT ON GYPSUM BOARD

### CONCRETE WALL DIMENSIONS

**OVERALL HEIGHT :** 7900mm

**OVERALL WIDTH :** 12900mm



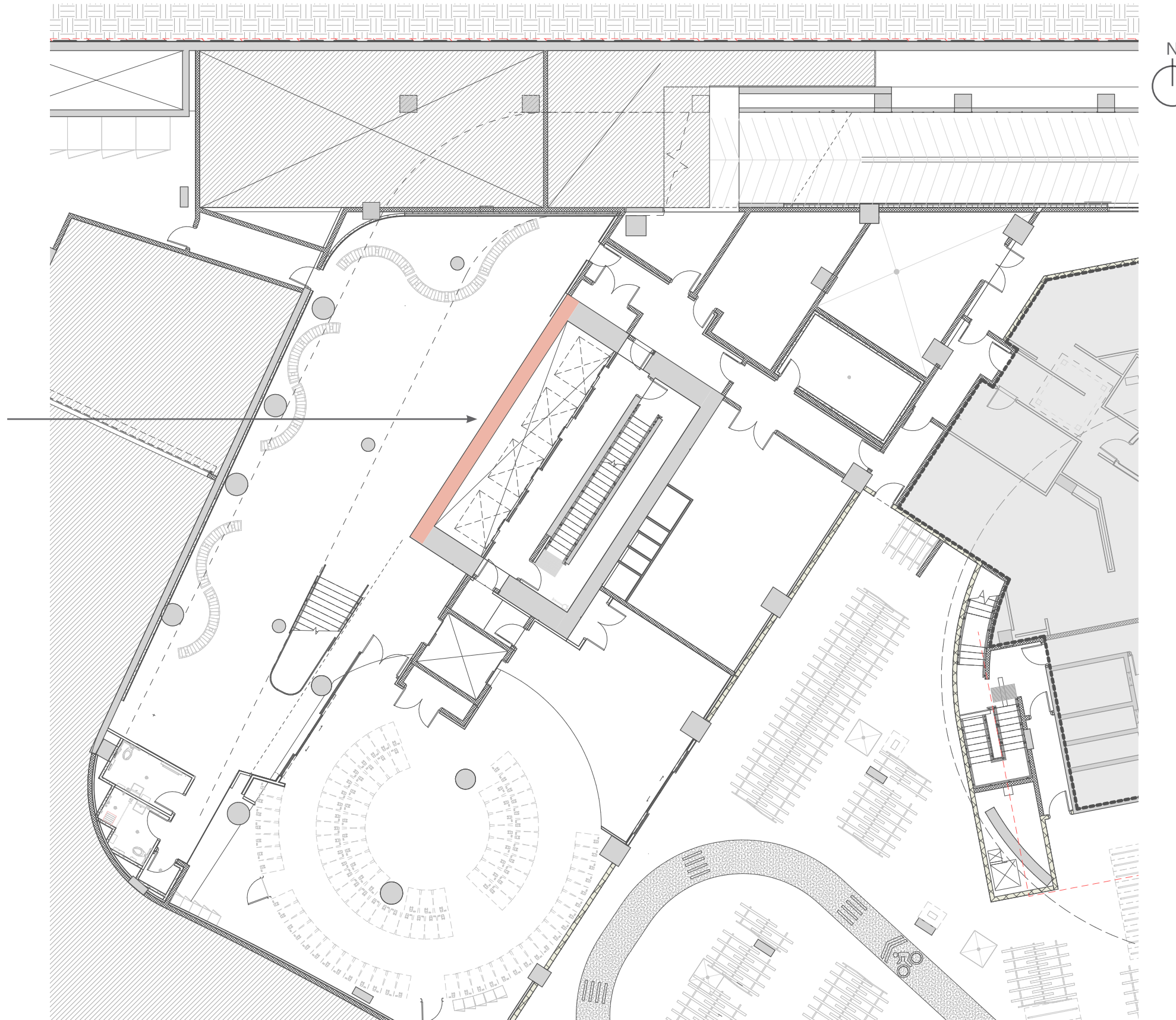
revery



# SNA-19

ENTERTAINMENT SPACE FLOOR PLAN

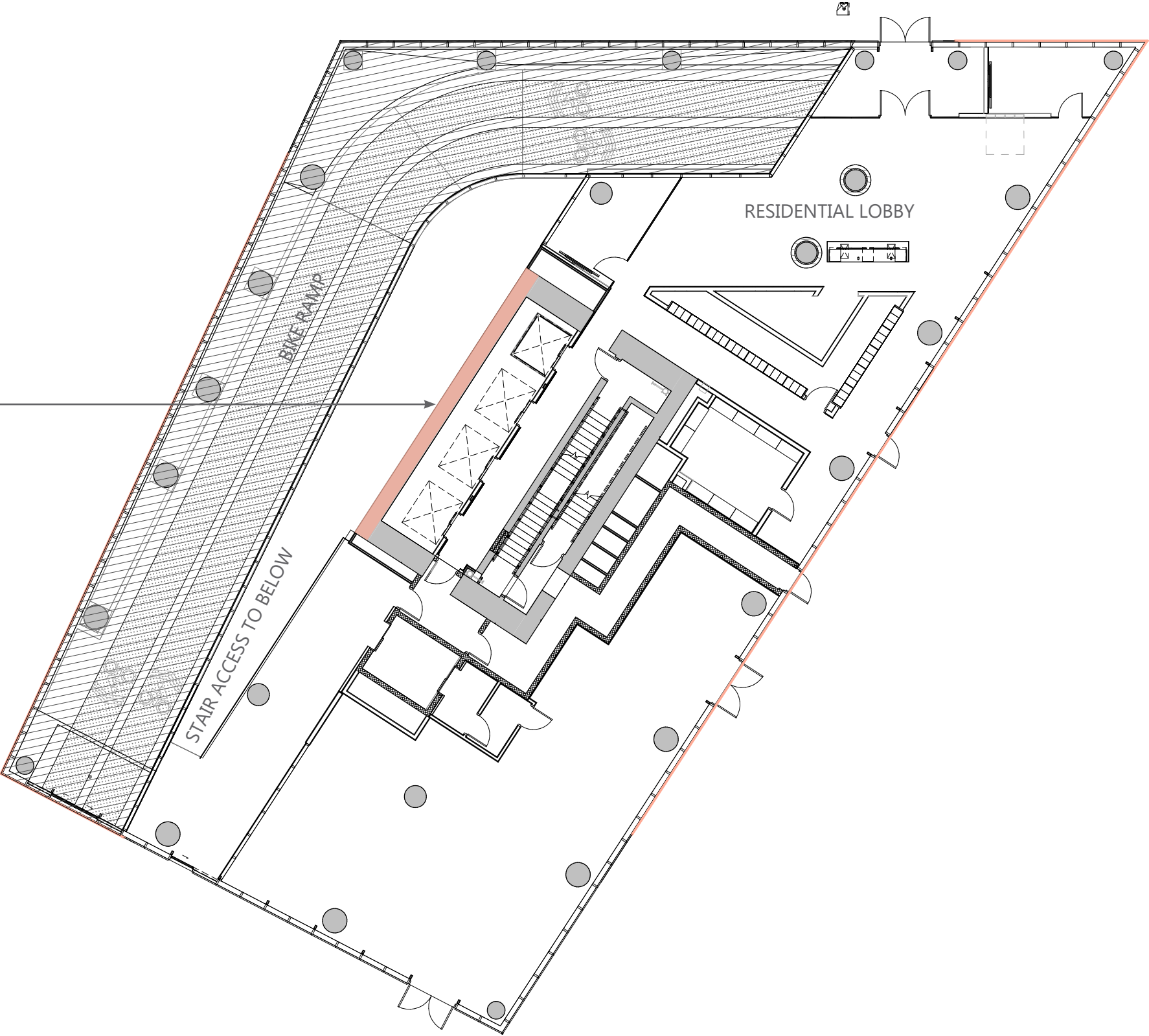
WALL ART LOCATION



# SNA-19

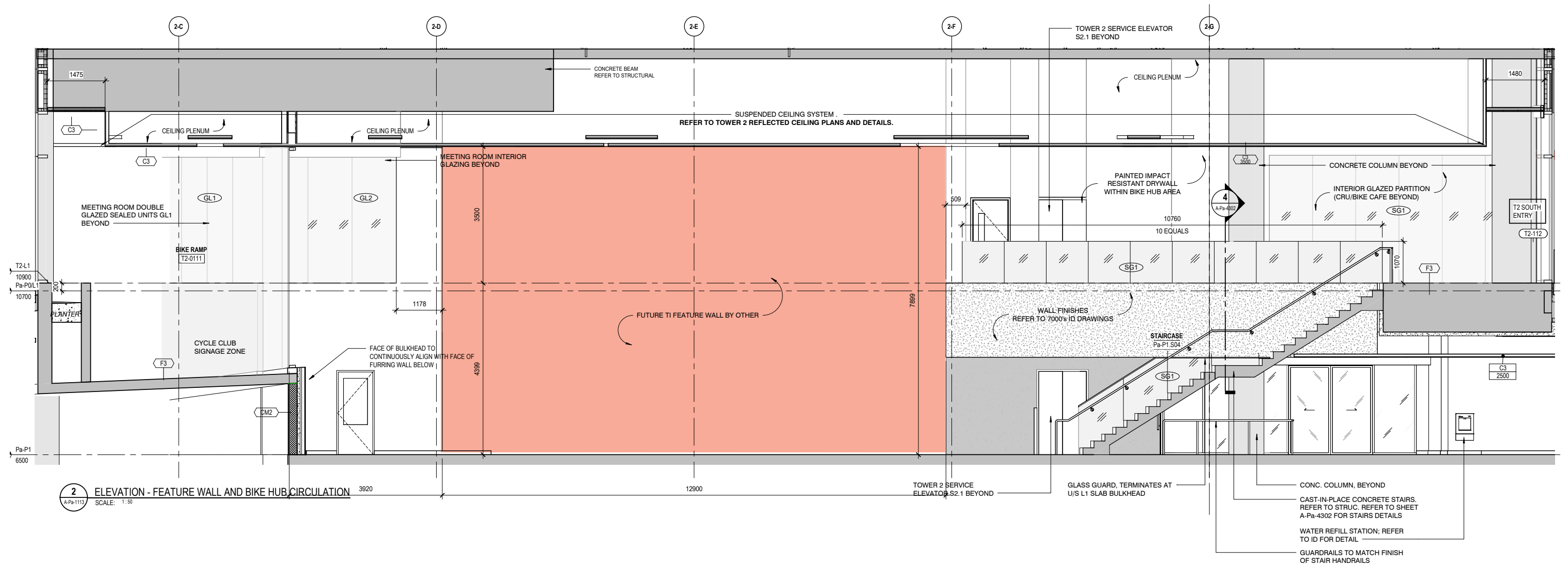
MAIN LEVEL FLOOR PLAN

WALL ART LOCATION



# SNA-19

## CONCRETE WALL ELEVATION





# SNA-19

RENDERINGS



BIKE RAMP VIEW




ENTERTAINMENT SPACE VIEW



# SNA-19

RENDERINGS



EXTERIOR VIEW TO BICYCLE RAMP AND ENTERTAINMENT SPACE



EXTERIOR VIEW TO BICYCLE RAMP AND ENTERTAINMENT SPACE




# SNA-19


WALL INSPIRATION



ETCHING



PRECAST PANELS



PRECAST PANELS